

NOTICE OF COMBINED MEETING

OF THE

**YOSEMITE AREA REGIONAL TRANSPORTATION SYSTEM
(YARTS) AUTHORITY ADVISORY COMMITTEE AND
JOINT POWERS AUTHORITY**

Monday, November 14, 2011 - 10:00 a.m.

Merced County Association of Governments
Front Conference Room
369 W. 18th Street
Merced, California
(209) 723-3153

**THIS MEETING WILL BE CONDUCTED BY VIDEOCONFERENCE
AT THE FOLLOWING LOCATION:
SIERRA CENTER MALL
452 OLD MAMMOTH ROAD, BOARD OF SUPERVISORS
CONFERENCE ROOM, THIRD FLOOR, MAMMOTH LAKES, CA
MEMBERS OF THE YOSEMITE AREA REGIONAL
TRANSPORTATION SYSTEM AUTHORITY ADVISORY
COMMITTEE AND MEMBERS OF THE PUBLIC MAY ATTEND
AND PARTICIPATE IN THE MEETING AT THE
VIDEOCONFERENCE LOCATION. MEMBERS OF THE PUBLIC
APPEARING AT A VIDEOCONFERENCE LOCATION WILL BE
PROVIDED AN OPPORTUNITY TO ADDRESS THE LEGISLATIVE
BODY DIRECTLY AS PROVIDED BY LAW.**

1. INTRODUCTIONS
2. PUBLIC COMMENT

**PERSONS WISHING TO COMMENT ON ANY ITEM NOT ON THE AGENDA MAY DO
SO AT THIS TIME. PLEASE LIMIT YOUR COMMENTS TO A MAXIMUM OF FIVE
MINUTES PER PERSON. STATING YOUR NAME FOR THE RECORD IS OPTIONAL,
BUT USEFUL IN ACTING ON COMMENTS AND REQUESTS. FOR ITEMS NOT ON
THE AGENDA, NO ACTION WILL BE TAKEN AT THIS TIME.**

THE PUBLIC IS INVITED TO SPEAK ON ANY ITEM ON THE AGENDA.

**PERSONS WISHING TO COMMENT ON ITEMS LISTED ON THE AGENDA MAY DO
SO WHEN THE COMMITTEE CONSIDERS THAT ITEM. THE CHAIRPERSON WILL
CALL FOR COMMENTS FOLLOWING STAFF INTRODUCTION OF THE ITEM AND
QUESTIONS BY COMMITTEE MEMBERS HAVE BEEN DISCUSSED.**

COPIES OF STAFF REPORTS OR OTHER WRITTEN DOCUMENTATION RELATING TO ITEMS OF BUSINESS REFERRED TO ON THE AGENDA ARE ON FILE IN THE OFFICE OF MERCED COUNTY ASSOCIATION OF GOVERNMENTS. PERSONS WITH QUESTIONS CONCERNING AGENDA ITEMS MAY CALL MCAG TO INQUIRE ON THE NATURE OF THE ITEM DESCRIBED ON THE AGENDA.

ITEM

STAFF

- * **3. Consent Agenda**
 - a. Minutes of the September 19, 2011 YARTS AAC and JPA combined meeting
 - b. Authority Advisory Committee Nominations
 - # c. YARTS Financial Report

- 4. Information/Discussion Only**
 - # a. VIA Monthly Service Reports for August 2011 – September 2011
 - # b. YARTS Ridership History

- * # **5. Expansion of YARTS Joint Powers Authority Board Size** Dick Whittington

Approve the proposed Resolution amending the YARTS Joint Powers Authority Agreement and direct staff to submit the Resolution to the Chair of each member county Board of Supervisors seeking their Board’s approval of the proposed changes.

- * # **6. Conflict of Interest Code** Dick Whittington

Approve the YARTS Conflict of Interest Code and direct staff to make the necessary filings with the California Fair Political Practices Commission.

- * # **7. Budget Adjustment** Dick Whittington

Approve the revised 2011/2012 Annual YARTS Budget.

- * **8. New Bus Purchase** Dick Whittington

Direct staff on the number of buses to be purchased using the 5309 and PTMISEA funding.

9. Oral Report – Managers’ Report

Dick Whittington

10. Oral Report – National Park Service

Marty Nielson

11. Board of Commissioners Remarks

** Action*

Attachment

+ Enclosure

*The next YARTS meetings will be held Monday, January 23, 2012 at the
Merced County Association of Governments, 369 W. 18th Street, Merced, CA*

**YOSEMITE AREA REGIONAL TRANSPORTATION SYSTEM
(YARTS) AUTHORITY ADVISORY COMMITTEE AND
JOINT POWERS AUTHORITY**

MINUTES

September 19, 2011

The combined meeting of the Yosemite Area Regional Transportation System (YARTS) Authority Advisory Committee and the Joint Powers Authority Board held Monday, September 19, 2011, at the Yosemite Lodge at the Falls, Garden Terrace Room, Yosemite, CA was called to order by Commissioner Walsh at 10:16 a.m.

MEMBERS PRESENT

Vikki Bauer, Mono County Supervisor
Hub Walsh, Merced County Supervisor
Lee Stetson, Mariposa County Supervisor

MEMBERS ABSENT

None

OTHERS PRESENT

Scott Burns, Mono County, Authority Advisory Committee
Denise Demery, VIA Adventures
Sandy Hogan, Mammoth Lakes, Authority Advisory Committee
Robin Lamas, YARTS staff
Marty Nielson, Yosemite National Park
Don Neubacher, Yosemite National Park
Candy O'Donel-Browne, Authority Advisory Committee
Sheri Ogden, Yosemite National Park, Authority Advisory Committee
Gary Rosenfeld, Delaware North Corporation
Dick Whittington, YARTS Staff

1. Introductions

So noted.

2. Public Comment

None.

3. Minutes of the July 25, 2011 YARTS AAC and JPA Combined Meeting

Commissioner Stetson moved to approve the minutes of the July 25, 2011 YARTS AAC and JPA combined meeting.

Seconded by Commissioner Walsh.

MOTION CARRIED UNANIMOUSLY.

4. Information/Discussion Only

- a. VIA Monthly Service Reports for July 2011
- b. YARTS Ridership History/Visitation

So noted.

5. Special Meeting with Delaware North Corporation (DNC) and National Park Service – Yosemite Management

Dick Whittington spoke on the Action Plan for FY 2011/12 which was recently approved in the YARTS Short Range Transit Plan. Dick stated that the Plan calls for holding a meeting with representatives of the Delaware North Corporation, National Park Service – Yosemite Management, and the YARTS Board of Commissioners to discuss items of possible common interest.

Items discussed were:

Having YARTS posters on the Yosemite Valley shuttles;

Increased visibility of YARTS on the Yosemitepark.com web site;

The inclusion of YARTS information in new employee orientation; and

The potential for the operation of the “Hiker’s Bus” by YARTS.

Further discussions will take place at a future meeting.

6. Cooperative Agreement No. 2

Dick Whittington gave a brief review of Amendment No. 2 to the Cooperative Agreement.

Commissioner Walsh moved to approve the Cooperative Agreement Amendment No. 2 and to authorize the Executive Director to sign and execute the document.

Seconded by Commissioner Stetson.

MOTION CARRIED UNANIMOUSLY.

7. Financial Report

So noted.

8. Oral Report – Managers’ Report

So noted.

9. Oral Report – National Park Service

Marty Nielson gave the report from the National Park Service.

10. Board of Commissioners Remarks

So noted.

**THERE BEING NO FURTHER BUSINESS OF THE YARTS AUTHORITY
ADVISORY COMMITTEE / JOINT POWERS AUTHORITY, THE MEETING WAS
ADJOURNED AT 12:12 P.M.**

MEMORANDUM

DATE: NOVEMBER 4, 2011

TO: YARTS JOINT POWERS AUTHORITY

FROM: DICK WHITTINGTON, TRANSIT MANAGER

RE: AUTHORITY ADVISORY COMMITTEE NOMINATION

The following person is nominated to fill a current vacancy on the YARTS Authority Advisory Committee (AAC) caused by the resignation of Frank Quintero, City of Merced Economic Development Manager.

Nominated by Commissioner Walsh:

Maria Mendoza, Development Associate, Office of Economic Development, City of Merced.

REQUESTED ACTION

Approve the addition of Maria Mendoza as a new member of the YARTS Authority Advisory Committee.

MEMORANDUM

DATE: NOVEMBER 4, 2011

TO: YARTS JOINT POWERS AUTHORITY

FROM: DICK WHITTINGTON, TRANSIT MANAGER

RE: YARTS FINANCIAL REPORT

Attached for your review and comment is the financial report for Fiscal Year 2011/2012, through October 30, 2011.

A couple of items to bring to your attention:

The amount shown under expenditures for management, etc. is not accurate. MCAG has been billing sporadically, but has promised to bill monthly in the future so that we will have a more accurate amount to evaluate.

The changes that you made in amending the budget are not reflected in the attached document, but will be on the next report.

REQUESTED ACTION

For information and discussion only.

Attachment: FY 2011/2012 Budget Recap

FY 11-12 Budget
July 1, 2011 - June 30, 2012

YOSEMITE AREA REGIONAL TRANSPORTATION SYSTEM (YARTS)

OPERATIONS

EXPENDITURES	10/11 Actual	11/12 Budget	11/12 Actual to Date (10/31/11)	Budget Remaining ()	11/12 Actual to 10/11 Actual
Service contract	\$ 1,821,364	\$ 1,628,127	\$ 527,678	\$ 1,100,449	\$ (1,293,686)
Subtotal for Svc Contract(s)	\$ 1,821,364	\$ 1,628,127	\$ 527,678	\$ 1,100,449	\$ (1,293,686)
Management, Accounting, Planning & Service Monitoring	\$ 147,321	\$ 123,495	\$ 721	\$ 122,774	\$ (146,600)
Audit,insurance	\$ 20,099	\$ 27,500	\$ 850	\$ 26,650	\$ (19,249)
Park & Ride Maintenance	\$ -	\$ 22,080	\$ 809	\$ 21,271	\$ 809
Transpo Station Lease	\$ 3,315	\$ 4,738	\$ 919	\$ 3,819	\$ (2,396)
Subtotal	\$ 170,735	\$ 177,813	\$ 3,299	\$ 174,514	\$ (167,436)
Subtotal	\$ 1,992,098	\$ 1,805,940	\$ 530,977	\$ 1,274,963	\$ (1,461,122)
Public Education/Media Relations- Marketing Admin	\$ 90,377	\$ 85,000	\$ 12,982	\$ 72,018	\$ (77,395)
Subtotal for Public Education	\$ 90,377	\$ 85,000	\$ 12,982	\$ 72,018	\$ (77,395)
Total Operations Expenditures	\$ 2,082,475	\$ 1,890,940	\$ 543,959	\$ 1,346,981	\$ (1,538,517)
CAPITAL PROGRAM					
	10/11 Actual	11/12 Budget	11/12 Actual to Date (10/31/11)	Budget Remaining ()	11/12 Actual to 10/11 Actual
Park and Ride - Mariposa	\$ 932,987	N/A	N/A	N/A	N/A
Bus Purchase (3)	\$ -	\$ 1,725,864	\$ 1,693,370	\$ 32,494	\$ 1,693,370
Bus Purchase (5)	\$ -	\$ 2,876,440	\$ -	\$ 2,876,440	\$ -
Electronic Fare Boxes	\$ -	\$ 200,000	\$ -	\$ 200,000	N/A
Automatic Chains	\$ -	\$ 22,500	\$ -	\$ 22,500	N/A
Marketing Plan Implementation (Capital)	\$ -	\$ 86,098	\$ -	\$ 86,098	N/A
SRTP (Short Range Transit Plan)	\$ 125,628	N/A	N/A	N/A	N/A
Total Capital Expenditures	\$ 1,058,615	\$ 4,910,902	\$ 1,693,370	\$ 3,217,532	\$ 1,693,370
Total Expenses	\$ 3,141,090	\$ 6,801,842	\$ 2,237,329	\$ 4,564,513	\$ 154,853

FY 11-12 Budget
July 1, 2011 - June 30, 2012

YOSEMITE AREA REGIONAL TRANSPORTATION SYSTEM (YARTS)

REVENUES	10/11 Actual	11/12 Budget	11/12 Actual to Date (10/31/11)	Budget Remaining ()	11/12 Actual to 10/11 Actual
YARTS Reserve	\$ 110,763	\$ 677,273			
Mariposa County	\$ 136,360	\$ 136,360	\$ 68,180	\$ (68,180)	\$ -
Mono County	\$ 30,000	\$ 30,000	\$ 30,000	\$ -	\$ -
NPS Contribution	\$ 286,268	\$ 300,000	\$ 28,152	\$ (271,848)	\$ (258,116)
Caltrans 5311(f)	\$ 352,702	\$ 300,000	\$ -	\$ (300,000)	\$ (352,702)
Section 5309	\$ 109,278	N/A	N/A	N/A	N/A
Farebox	\$ 436,936	\$ 460,450	\$ 61,043	\$ (399,407)	\$ (375,893)
Amtrak contract	\$ 397,698	\$ 327,040	\$ 73,525	\$ (253,515)	\$ (324,173)
5320 Program	\$ 71,251	N/A	N/A	N/A	N/A
Subtotal	<u>\$1,820,493</u>	<u>\$ 1,553,850</u>	<u>\$ 260,900</u>	<u>\$ (1,292,950)</u>	<u>\$ (1,310,884)</u>
Merced County-CMAQ	\$ 62,716	\$ 85,000	\$ 33,834	\$ (51,166)	\$ (28,882)
NPS	\$ -	\$ -	\$ -	\$ -	\$ -
Subtotal for Public Education	<u>\$ 62,716</u>	<u>\$ 85,000</u>	<u>\$ 33,834</u>	<u>\$ (51,166)</u>	<u>\$ (28,882)</u>
Total Ops Revenues	<u>\$ 1,883,209</u>	<u>\$ 1,638,850</u>	<u>\$ 294,734</u>	<u>\$ (1,344,116)</u>	<u>\$ (1,339,766)</u>
ARRA	\$ 422,863	N/A	N/A	N/A	N/A
5320 Program	\$ 233,289	N/A	N/A	N/A	N/A
5320 Program	\$ -	\$ 1,605,000	\$ 1,605,000	\$ -	N/A
U S DOT	\$ -	\$ 2,085,193	\$ -	\$ (2,085,193)	\$ -
Mariposa Co. PTMISEA	\$ 34,369	\$ 34,369	\$ 34,369	\$ -	N/A
Mono Co. PTMISEA	\$ 20,409	\$ 25,750	\$ 25,750	\$ -	N/A
Merced Co. PTMISEA	\$ -	\$ 462,205	\$ 462,205	\$ -	N/A
5304 Program	\$ 80,345	N/A	N/A	N/A	N/A
Total Capital Revenue	<u>\$ 791,275</u>	<u>\$ 4,212,517</u>	<u>\$ 2,127,324</u>	<u>\$ (2,085,193)</u>	<u>\$ -</u>
Restricted Reserve	\$ 600,000	\$ 600,000	\$ 600,000	\$ 600,000	N/A
Unrestricted Reserve	\$ 404,914	N/A	\$ 273,391	N/A	
Total Revenue	<u>\$ 2,674,484</u>	<u>\$ 5,851,367</u>	<u>\$ 2,422,058</u>	<u>\$ (3,429,309)</u>	<u>\$ (1,339,766)</u>
Total Revenue Less Expenses	<u>\$ (466,606)</u>		<u>\$ 184,729</u>		



September 14, 2011

Mr. Whittington
Merced County Association of Governments
369 W. 18th Street
Merced, CA 95340

RE: YARTS Monthly Report: August 1-31, 2011

Dear Mr. Whittington,

In accordance with the summer contract agreement between the Yosemite Area Transportation System Joint Powers Authority (YARTS JPA) and VIA Adventures, Inc. attached please find the monthly summary of operating statistics for August 1 – 31, 2011.

Please feel free to contact me directly at 384-1315 should you have questions or need additional information.

Sincerely,

Denise Demery
YARTS Program Manager

RIDERSHIP

A total of 9,698 passengers were carried on the HWY 140 system by VIA. Of these, 1,290 were Amtrak passengers utilizing the YARTS service.

Ridership - All

Date	DNC	NPS	Other	Total Employees	Adult Paid	Sr/Child Paid	Commuter Paid	Child Free	Amtrak Paid	Total Paid	Total
8/1/2011	3	105	7	115	204	6	27	14	57	294	423
8/2/2011	11	91	1	103	160	5	41	10	32	238	351
8/3/2011	2	114	4	120	223	10	47	24	37	317	461
8/4/2011	0	88	1	89	183	10	27	33	21	241	363
8/5/2011	1	59	8	68	209	2	34	8	54	299	375
8/6/2011	0	8	2	10	209	8	12	30	27	256	296
8/7/2011	1	15	10	26	189	6	9	26	47	251	303
8/8/2011	1	86	10	97	232	10	24	38	30	296	431
8/9/2011	0	96	7	103	192	12	31	19	42	277	399
8/10/2011	10	79	6	95	195	18	43	18	41	297	410
8/11/2011	2	85	10	97	154	0	36	7	43	233	337
8/12/2011	1	32	0	33	178	5	30	12	38	251	296
8/13/2011	0	13	0	13	178	20	19	14	41	258	285
8/14/2011	0	13	0	13	155	12	20	22	35	222	257
8/15/2011	0	99	14	113	220	6	22	17	63	311	441
8/16/2011	10	104	6	120	208	8	27	26	57	300	446
8/17/2011	2	100	3	105	245	8	46	5	29	328	438
8/18/2011	2	83	10	95	210	10	29	9	55	304	408
8/19/2011	0	46	2	48	188	1	44	16	34	267	331
8/20/2011	1	12	0	13	138	2	11	9	60	211	233
8/21/2011	1	10	3	14	144	6	15	13	105	270	297
8/22/2011	0	95	14	109	130	40	32	25	55	257	391
8/23/2011	10	101	2	113	129	13	37	10	45	224	347
8/24/2011	4	139	14	157	130	10	53	22	118	311	490
8/25/2011	1	12	3	16	110	12	20	11	35	177	204
8/26/2011	0	0	0	0	12	2	20	0	0	34	34
8/27/2011	0	0	0	0	26	1	0	0	10	37	37
8/28/2011	0	0	0	0	4	0	1	0	2	7	7
8/29/2011	1	0	0	1	37	4	28	1	14	83	85
8/30/2011	2	57	4	63	88	5	23	6	20	136	205
8/31/2011	2	104	5	111	104	9	46	4	43	202	317
Total	68	1,846	146	2,060	4,784	261	854	449	1,290	7,189	9,698
Percent	0.70%	19.03%	1.51%	21.24%	49.33%	2.69%	8.81%	4.63%	13.30%	74.13%	100.00%

Ridership Excluding Amtrak

Date	DNC	NPS	Other	Total Employees	Adult Paid	Commuter Paid	Child Free	Sr/Child Paid	Total Paid	Total
8/1/2011	3	105	7	115	204	27	14	6	237	366
8/2/2011	11	91	1	103	160	41	10	5	206	319
8/3/2011	2	114	4	120	223	47	24	10	280	424
8/4/2011	0	88	1	89	183	27	33	10	220	342
8/5/2011	1	59	8	68	209	34	8	2	245	321
8/6/2011	0	8	2	10	209	12	30	8	229	269
8/7/2011	1	15	10	26	189	9	26	6	204	256
8/8/2011	1	86	10	97	232	24	38	10	266	401
8/9/2011	0	96	7	103	192	31	19	12	235	357
8/10/2011	10	79	6	95	195	43	18	18	256	369
8/11/2011	2	85	10	97	154	36	7	0	190	294
8/12/2011	1	32	0	33	178	30	12	5	213	258
8/13/2011	0	13	0	13	178	19	14	20	217	244
8/14/2011	0	13	0	13	155	20	22	12	187	222
8/15/2011	0	99	14	113	220	22	17	6	248	378
8/16/2011	10	104	6	120	208	27	26	8	243	389
8/17/2011	2	100	3	105	245	46	5	8	299	409
8/18/2011	2	83	10	95	210	29	9	10	249	353
8/19/2011	0	46	2	48	188	44	16	1	233	297
8/20/2011	1	12	0	13	138	11	9	2	151	173
8/21/2011	1	10	3	14	144	15	13	6	165	192
8/22/2011	0	95	14	109	130	32	25	40	202	336
8/23/2011	10	101	2	113	129	37	10	13	179	302
8/24/2011	4	139	14	157	130	53	22	10	193	372
8/25/2011	1	12	3	16	110	20	11	12	142	169
8/26/2011	0	0	0	0	12	20	0	2	34	34
8/27/2011	0	0	0	0	26	0	0	1	27	27
8/28/2011	0	0	0	0	4	1	0	0	5	5
8/29/2011	1	0	0	1	37	28	1	4	69	71
8/30/2011	2	57	4	63	88	23	6	5	116	185
8/31/2011	2	104	5	111	104	46	4	9	159	274
Total	68	1,846	146	2,060	4,784	854	449	261	5,899	8,408
Percent	0.81%	21.96%	1.74%	24.50%	56.90%	10.16%	5.34%	3.10%	70.16%	100.00%

Ridership by Pick-up Location

Pick-up Location	Riders	Percentage
Merced Mall/Targ	56	0.58%
Airport	13	0.13%
Merced College	44	0.45%
Mall (PG&E)	18	0.19%
Downtown (Court	16	0.16%
Amtrak	1263	13.02%
Transpo	433	4.46%
Catheys Valley	104	1.07%
MPMidtown	269	2.77%
Roadside Rest	454	4.68%
Mariposa Park &	576	5.94%
KOA	700	7.22%
MidPines	189	1.95%
MPPO	202	2.08%
Bug Hostel	394	4.06%
Cedar Lodge	227	2.34%
NPS Maintenance	389	4.01%
Barium Mine Rd	169	1.74%
El Portal PO	336	3.46%
YV Lodge	434	4.48%
YosVCenter	1186	12.23%
Curry Village	815	8.40%
Ahwahnee	220	2.27%
YosLodge	1149	11.85%
UC Merced	42	0.43%
Totals	9698	100.00%

LOAD FACTOR ANALYSIS : August 01 - August 31, 2011

Below please find the load factor calculations for the HWY 140 runs operated by VIA for August 01 through August 31, 2011. The load factor analysis is broken down by daily-all routes, weekday, and weekend service.

WITH AMTRAK

Daily - All Runs

Runs	Max Load Capacity	Ridership	Load Factor	
01C.1	1,015	831	81.87%	Inbound 5:25am from Catheys Valley to YV
2a	240	15	6.25%	Inbound 8:00am service from El Portal to YV
2A.1	1,019	166	16.29%	Inbound 7:00am service from Mariposa to YV
3a	240	26	10.83%	Inbound 10:30am service from El Portal to YV
3A.1	1,462	287	19.63%	Inbound 9:00am service from Mariposa to YV
02C.1	1,437	724	50.38%	Inbound 5:58am from Catheys Valley to YV
03B	1,639	744	45.39%	Inbound 7:00am Service to YV from Merced
04B	1,546	762	49.29%	Inbound 8:45am Service to YV from Merced
5B3	1,483	756	50.98%	Inbound Service 10:45am to YV from Merced
Ex 5B3	48	10	20.83%	Inbound Extra Svs 10:45am from Merced to YV
06B	1,265	684	54.07%	Inbound 5:00pm Service YV from Merced
6.1A	199	65	32.66%	Inbound 5pm service to Midpines from Merced
07A	601	263	43.76%	Outbound 6:30am from Hostel to Merced
8a	240	78	32.50%	Outbound 3:35pm service from YV to El Portal
8A.1	1,067	249	23.34%	Outbound 3:15pm service from YV to Mariposa
11A.1	1,351	345	25.54%	Outbound 5:15pm service from YV to Mariposa
11a	240	20	8.33%	Outbound 5:30pm service form YV to El Portal
08B	1,347	730	54.19%	Outbound 10:00am Service from YV to Merced
9B4	1,495	1,036	69.30%	Outbound 4:00pm from YV to Merced
10B.1	1,658	428	25.81%	Outbound 4:35pm from YV to Mariposa
11B1	1,577	610	38.68%	Outbound 5:20 pm Service from YV to Merced
12.2B	1,283	536	41.78%	Outbound 5:45 pm Service from YV to Merced
14.2B	1,311	333	25.40%	Outbound 8:35 pm from YV to Merced

Item	Max Load Capacity	Relationship	Load Factor
Total	23,763	9,628	40.51%

Weekdays

Runs	Max Load Capacity	Ridership	Load Factor	
01C.1	1,015	831	81.87%	Inbound 5:25am from Catheys Valley to YV
2a	240	15	6.25%	Inbound 8:00am service from El Portal to YV
2A.1	724	132	18.23%	Inbound 7:00am service from Mariposa to YV
3a	240	26	10.83%	Inbound 10:30am service from El Portal to YV
3A.1	1,034	208	20.12%	Inbound 9:00am service from Mariposa to YV
02C.1	1,149	613	53.35%	Inbound 5:58am from Catheys Valley to YV
03B	1,332	613	46.02%	Inbound 7:00am Service to YV from Merced
04B	1,186	564	47.55%	Inbound 8:45am Service to YV from Merced
5B3	1,147	586	51.09%	Inbound Service 10:45am to YV from Merced
Ex 5B3	48	10	20.83%	Inbound Extra Svs 10:45am from Merced to YV
06B	967	557	57.60%	Inbound 5:00pm Service YV from Merced
6.1A	151	58	38.41%	Inbound 5pm service to Midpines from Merced
07A	601	263	43.76%	Outbound 6:30am from Hostel to Merced
8a	240	78	32.50%	Outbound 3:35pm service from YV to El Portal
8A.1	772	200	25.91%	Outbound 3:15pm service from YV to Mariposa
11A.1	1,034	290	28.05%	Outbound 5:15pm service from YV to Mariposa
11a	240	20	8.33%	Outbound 5:30pm service form YV to El Portal
08B	1,015	567	55.86%	Outbound 10:00am Service from YV to Merced
9B4	1,207	819	67.85%	Outbound 4:00pm from YV to Merced
10B.1	1,298	373	28.74%	Outbound 4:35pm from YV to Mariposa
11B1	1,266	508	40.13%	Outbound 5:20 pm Service from YV to Merced
12.2B	988	396	40.08%	Outbound 5:45 pm Service from YV to Merced
14.2B	965	256	26.53%	Outbound 8:35 pm from YV to Merced
Total	18,859	7,983	42.33%	

Weekends/Holidays

Runs	Max Load Capacity	Ridership	Load Factor	
3A.1	428	79	18.46%	Inbound 9:00am service from Mariposa to YV
2A.1	295	34	11.53%	Inbound 7:00am service from Mariposa to YV
02C.1	288	111	38.54%	Inbound 5:58am from Catheys Valley to YV
03B	307	131	42.67%	Inbound 7:00am Service to YV from Merced
04B	360	198	55.00%	Inbound 8:45am Service to YV from Merced
5B3	336	170	50.60%	Inbound Service 10:45am to YV from Merced
06B	298	127	42.62%	Inbound 5:00pm Service YV from Merced
6.1A	48	7	14.58%	Inbound 5pm service to Midpines from Merced
11A.1	317	55	17.35%	Outbound 5:15pm service from YV to Mariposa
8A.1	295	49	16.61%	Outbound 3:15pm service from YV to Mariposa
08B	332	163	49.10%	Outbound 10:00am Service from YV to Merced
9B4	288	217	75.35%	Outbound 4:00pm from YV to Merced
10B.1	360	55	15.28%	Outbound 4:35pm from YV to Mariposa
11B1	311	102	32.80%	Outbound 5:20 pm Service from YV to Merced
12.2B	295	140	47.46%	Outbound 5:45 pm Service from YV to Merced
14.2B	346	77	22.25%	Outbound 8:35 pm from YV to Merced
Total	4,904	1,715	34.97%	

WITHOUT AMTRAK

Daily - All Routes

Runs	Max Load Capacity	Ridership	Load Factor	
01C.1	1,015	830	81.77%	Inbound 5:25am from Catheys Valley to YV
2a	240	15	6.25%	Inbound 8:00am service from El Portal to YV
2A.1	1,019	162	15.90%	Inbound 7:00am service from Mariposa to YV
3a	240	26	10.83%	Inbound 10:30am service from El Portal to YV
3A.1	1,462	286	19.56%	Inbound 9:00am service from Mariposa to YV
02C.1	1,437	720	50.10%	Inbound 5:58am from Catheys Valley to YV
03B	1,639	730	44.54%	Inbound 7:00am Service to YV from Merced
04B	1,546	529	34.22%	Inbound 8:45am Service to YV from Merced
5B3	1,483	418	28.19%	Inbound Service 10:45am to YV from Merced
06B	1,265	520	41.11%	Inbound 5:00pm Service YV from Merced
6.1A	199	59	29.65%	Inbound 5pm service to Midpines from Merced
07A	601	254	42.26%	Outbound 6:30am from Hostel to Merced
11A.1	1,351	345	25.54%	Outbound 5:15pm service from YV to Mariposa
8a	240	74	30.83%	Outbound 3:35pm service from YV to El Portal
8A.1	1,067	243	22.77%	Outbound 3:15pm service from YV to Mariposa
11a	240	20	8.33%	Outbound 5:30pm service form YV to El Portal
08B	1,347	559	41.50%	Outbound 10:00am Service from YV to Merced
9B4	1,495	809	54.11%	Outbound 4:00pm from YV to Merced
10B.1	1,658	426	25.69%	Outbound 4:35pm from YV to Mariposa
11B1	1,577	594	37.67%	Outbound 5:20 pm Service from YV to Merced
12.2B	1,283	459	35.78%	Outbound 5:45 pm Service from YV to Merced
14.2B	1,311	330	25.17%	Outbound 8:35 pm from YV to Merced
Total	23,715	8,408	35.45%	

Weekdays

Runs	Max Load Capacity	Ridership	Load Factor	
01C.1	1,015	830	81.77%	Inbound 5:25am from Catheys Valley to YV
2a	240	15	6.25%	Inbound 8:00am service from El Portal to YV
2A.1	724	128	17.68%	Inbound 7:00am service from Mariposa to YV
3a	240	26	10.83%	Inbound 10:30am service from El Portal to YV
3A.1	1,034	207	20.02%	Inbound 9:00am service from Mariposa to YV
02C.1	1,149	612	53.26%	Inbound 5:58am from Catheys Valley to YV
03B	1,332	601	45.12%	Inbound 7:00am Service to YV from Merced
04B	1,186	407	34.32%	Inbound 8:45am Service to YV from Merced
5B3	1,147	339	29.56%	Inbound Service 10:45am to YV from Merced
06B	967	432	44.67%	Inbound 5:00pm Service YV from Merced
6.1A	151	54	35.76%	Inbound 5pm service to Midpines from Merced
07A	601	254	42.26%	Outbound 6:30am from Hostel to Merced
11A.1	1,034	290	28.05%	Outbound 5:15pm service from YV to Mariposa
8a	240	74	30.83%	Outbound 3:35pm service from YV to El Portal
8A.1	772	194	25.13%	Outbound 3:15pm service from YV to Mariposa
11a	240	20	8.33%	Outbound 5:30pm service form YV to El Portal
08B	1,015	426	41.97%	Outbound 10:00am Service from YV to Merced
9B4	1,207	655	54.27%	Outbound 4:00pm from YV to Merced
10B.1	1,298	371	28.58%	Outbound 4:35pm from YV to Mariposa
11B1	1,266	492	38.86%	Outbound 5:20 pm Service from YV to Merced
12.2B	988	340	34.41%	Outbound 5:45 pm Service from YV to Merced
14.2B	965	253	26.22%	Outbound 8:35 pm from YV to Merced
Total	18,811	7,020	37.32%	

Weekends/Holidays

Runs	Max Load Capacity	Ridership	Load Factor	
3A.1	428	79	18.46%	Inbound 9:00am service from Mariposa to YV
2A.1	295	34	11.53%	Inbound 7:00am service from Mariposa to YV
02C.1	288	108	37.50%	Inbound 5:58am from Catheys Valley to YV
03B	307	129	42.02%	Inbound 7:00am Service to YV from Merced
04B	360	122	33.89%	Inbound 8:45am Service to YV from Merced
5B3	336	79	23.51%	Inbound Service 10:45am to YV from Merced
06B	298	88	29.53%	Inbound 5:00pm Service YV from Merced
6.1A	48	5	10.42%	Inbound 5pm service to Midpines from Merced
11A.1	317	55	17.35%	Outbound 5:15pm service from YV to Mariposa
8A.1	295	49	16.61%	Outbound 3:15pm service from YV to Mariposa
08B	332	133	40.06%	Outbound 10:00am Service from YV to Merced
9B4	288	154	53.47%	Outbound 4:00pm from YV to Merced
10B.1	360	55	15.28%	Outbound 4:35pm from YV to Mariposa
11B1	311	102	32.80%	Outbound 5:20 pm Service from YV to Merced
12.2B	295	119	40.34%	Outbound 5:45 pm Service from YV to Merced
14.2B	346	77	22.25%	Outbound 8:35 pm from YV to Merced
Total	4,904	1,388	28.30%	

PASSENGER FARES BY TYPE

Below please find a breakdown of passenger fares recorded by VIA for HWY 140 runs for 8/1/2011 through 8/31/2011.

Daily - All Routes

Run	DNC	NPS	Other	Adult	Child Free	Sr/Child	Commuter	Amtrak	Total
01C.1	13	580	10	155	9	7	56	1	831
02C.1	22	381	41	165	25	4	82	4	724
03B	1	15	16	487	59	57	95	14	744
04B	2	17	3	402	57	35	13	233	762
06B	0	5	2	360	9	10	134	164	684
07A	0	1	0	111	2	7	133	9	263
08B	0	12	0	488	10	14	35	171	730
10B.1	0	178	5	197	28	9	9	2	428
11a	0	5	0	13	0	0	2	0	20
11A.1	1	97	2	192	31	2	20	0	345
11B1	0	153	6	353	35	12	35	16	610
12.2B	2	43	22	324	21	12	35	77	536
14.2B	6	5	4	256	19	5	35	3	333
2a	0	2	0	10	0	0	3	0	15
2A.1	1	29	4	103	10	4	11	4	166
3a	0	1	0	20	3	2	0	0	26
3A.1	0	4	2	223	34	15	8	1	287
5B3	1	3	6	350	29	17	12	338	756
6.1A	0	0	0	22	0	0	37	6	65
8a	0	12	0	53	1	0	8	4	78
8A.1	3	56	4	135	24	10	11	6	249
9B4	16	247	19	365	43	39	80	227	1036
Ex 5B3	0	0	0	0	0	0	0	10	10
Total	68	1,846	146	4,784	449	261	854	1,290	9,698
Percent	0.70%	19.03%	1.51%	49.33%	4.63%	2.69%	8.81%	13.30%	100.00%

Weekdays

Run	DNC	NPS	Other	Adult	Child Free	Sr/Child	Commuter	Amtrak	Total
01C.1	13	580	10	155	9	7	56	1	831
02C.1	22	347	40	110	21	3	69	1	613
03B	0	14	14	378	56	52	87	12	613
04B	2	16	3	307	44	28	7	157	564
06B	0	3	2	293	8	7	119	125	557
07A	0	1	0	111	2	7	133	9	263
08B	0	8	0	372	6	12	28	141	567
10B.1	0	175	5	154	20	8	9	2	373
11a	0	5	0	13	0	0	2	0	20
11A.1	0	91	2	159	19	1	18	0	290
11B1	0	148	6	272	26	10	30	16	508
12.2B	2	38	11	238	14	9	28	56	396
14.2B	6	5	4	189	13	3	33	3	256
2a	0	2	0	10	0	0	3	0	15
2A.1	1	29	4	78	7	2	7	4	132
3a	0	1	0	20	3	2	0	0	26
3A.1	0	3	2	168	20	8	6	1	208
5B3	1	3	5	284	25	12	9	247	586
6.1A	0	0	0	18	0	0	36	4	58
8a	0	12	0	53	1	0	8	4	78
8A.1	3	51	4	95	20	10	11	6	200
9B4	15	243	19	264	21	25	68	164	819
Ex 5B3	0	0	0	0	0	0	0	10	10
Total	65	1,775	131	3,741	335	206	767	963	7,983
Percent	0.81%	22.23%	1.64%	46.86%	4.20%	2.58%	9.61%	12.06%	100.00%

Weekends/Holidays

Run	DNC	NPS	Other	Adult	Child Free	Sr/Child	Commuter	Amtrak	Total
02C.1	0	34	1	55	4	1	13	3	111
03B	1	1	2	109	3	5	8	2	131
04B	0	1	0	95	13	7	6	76	198
06B	0	2	0	67	1	3	15	39	127
08B	0	4	0	116	4	2	7	30	163
10B.1	0	3	0	43	8	1	0	0	55
11A.1	1	6	0	33	12	1	2	0	55
11B1	0	5	0	81	9	2	5	0	102
12.2B	0	5	11	86	7	3	7	21	140
14.2B	0	0	0	67	6	2	2	0	77
2A.1	0	0	0	25	3	2	4	0	34
3A.1	0	1	0	55	14	7	2	0	79
5B3	0	0	1	66	4	5	3	91	170
6.1A	0	0	0	4	0	0	1	2	7
8A.1	0	5	0	40	4	0	0	0	49
9B4	1	4	0	101	22	14	12	63	217
Total	3	71	15	1,043	114	55	87	327	1,715
Percent	0.17%	4.14%	0.87%	60.82%	6.65%	3.21%	5.07%	19.07%	100.00%

PASSENGER FARES BY TYPE EXCLUDING AMTRAK

Daily - All Routes

Run	DNC	NPS	Other	Adult	Child Free	Sr/Child	Commuter	Total
01C.1	13	580	10	155	9	7	56	830
02C.1	22	381	41	165	25	4	82	720
03B	1	15	16	487	59	57	95	730
04B	2	17	3	402	57	35	13	529
06B	0	5	2	360	9	10	134	520
07A	0	1	0	111	2	7	133	254
08B	0	12	0	488	10	14	35	559
10B.1	0	178	5	197	28	9	9	426
11a	0	5	0	13	0	0	2	20
11A.1	1	97	2	192	31	2	20	345
11B1	0	153	6	353	35	12	35	594
12.2B	2	43	22	324	21	12	35	459
14.2B	6	5	4	256	19	5	35	330
2a	0	2	0	10	0	0	3	15
2A.1	1	29	4	103	10	4	11	162
3a	0	1	0	20	3	2	0	26
3A.1	0	4	2	223	34	15	8	286
5B3	1	3	6	350	29	17	12	418
6.1A	0	0	0	22	0	0	37	59
8a	0	12	0	53	1	0	8	74
8A.1	3	56	4	135	24	10	11	243
9B4	16	247	19	365	43	39	80	809
Ex 5B3	0	0	0	0	0	0	0	0
Total	68	1,846	146	4,784	449	261	854	8,408
Percent	0.81%	21.96%	1.74%	56.90%	5.34%	3.10%	10.16%	100.00%

Weekdays

Run	DNC	NPS	Other	Adult	Child Free	Sr/Child	Commuter	Total
01C.1	13	580	10	155	9	7	56	830
02C.1	22	347	40	110	21	3	69	612
03B	0	14	14	378	56	52	87	601
04B	2	16	3	307	44	28	7	407
06B	0	3	2	293	8	7	119	432
07A	0	1	0	111	2	7	133	254
08B	0	8	0	372	6	12	28	426
10B.1	0	175	5	154	20	8	9	371
11a	0	5	0	13	0	0	2	20
11A.1	0	91	2	159	19	1	18	290
11B1	0	148	6	272	26	10	30	492
12.2B	2	38	11	238	14	9	28	340
14.2B	6	5	4	189	13	3	33	253
2a	0	2	0	10	0	0	3	15
2A.1	1	29	4	78	7	2	7	128
3a	0	1	0	20	3	2	0	26
3A.1	0	3	2	168	20	8	6	207
5B3	1	3	5	284	25	12	9	339
6.1A	0	0	0	18	0	0	36	54
8a	0	12	0	53	1	0	8	74
8A.1	3	51	4	95	20	10	11	194
9B4	15	243	19	264	21	25	68	655
Ex 5B3	0	0	0	0	0	0	0	0
Total	65	1,775	131	3,741	335	206	767	7,020
Percent	0.93%	25.28%	1.87%	53.29%	4.77%	2.93%	10.93%	100.00%

Weekends/Holidays

Run	DNC	NPS	Other	Adult	Child Free	Sr/Child	Commuter	Total
02C.1	0	34	1	55	4	1	13	108
03B	1	1	2	109	3	5	8	129
04B	0	1	0	95	13	7	6	122
06B	0	2	0	67	1	3	15	88
08B	0	4	0	116	4	2	7	133
10B.1	0	3	0	43	8	1	0	55
11A.1	1	6	0	33	12	1	2	55
11B1	0	5	0	81	9	2	5	102
12.2B	0	5	11	86	7	3	7	119
14.2B	0	0	0	67	6	2	2	77
2A.1	0	0	0	25	3	2	4	34
3A.1	0	1	0	55	14	7	2	79
5B3	0	0	1	66	4	5	3	79
6.1A	0	0	0	4	0	0	1	5
8A.1	0	5	0	40	4	0	0	49
9B4	1	4	0	101	22	14	12	154
Total	3	71	15	1,043	114	55	87	1,388
Percent	0.22%	5.12%	1.08%	75.14%	8.21%	3.96%	6.27%	100.00%

ACCIDENTS/INCIDENTS

There was one (1) accident/incident on VIA YARTS vehicles during the month of August 1 - 31, 2011. The bus sustained damage to the right rear wheel however passengers were injured.

ROAD CALLS

There were two (2) road calls during the month of August 1 - 31, 2011.

8/05/11 **Run 14** Service delayed 2.5 hours due to bus accident in Yosemite. "See Missed Runs".

Mammoth:

8/02/11 **PM Run** Service delayed 3 hours due to mechanical problems along Highway 120. "See Missed Runs".

SERVICE DELAYS

There were seven (7) service delays during the month of August 1 - 31, 2011. Numerous additional service delays occurred due to continuous road construction projects both in the park and along the Highway 140 corridor. Additional delays and run cancellations occurred during the Motor Fire in the El Portal area. (See Traffic Delays and Motor Fire)

Hwy 140

8/05/11 **Run 14** Service delayed 2.5 hours due to bus accident in Yosemite. "See Missed Runs".

8/08/11 **Run 3 & 3a** Service delayed 45 minutes going into the park due to a vehicle accident.
Run 5 Service delayed 30 minutes leaving the yard due mechanical problems. "See Missed Runs".

08/09/11 **Run 6** Service delayed 27 minutes at Amtrak due to late train arrival.
Run 14 Service delayed 15 minutes leaving Yosemite due to late departure from Amtrak on Run 6.

8/16/11 **Run 11a** Service delayed 15 minutes leaving Yosemite Lodge due to communication problems with a passenger.

8/19/11 **Run 10** Service did not run due to mechanical problems. "See Missed Runs".

8/21/11 **Run 11a** Service did not run due to mechanical problems. "See Missed Runs".

8/31/11 **Run 9** Service delayed 20 minutes at NPS Maintenance and Barium Mine Road due to roadwork in the area.

Mammoth:

8/02/11 **PM Run** Service delayed 3 hours due to mechanical problems. "See Missed Runs".

MISSED RUNS

There were five (5) missed VIA YARTS trips during the period of August 1 - 31, 2011.

Hwy 140:

8/05/11 **Run 5** Service delayed 30 minutes leaving the yard due mechanical problems.

Run 14 Service delayed 2.5 hours due to bus accident in Yosemite.

8/19/11 **Run 10** Service did not run due to mechanical problems.

8/21/11 **Run 11a** Service did not run due to mechanical problems.

Mammoth:

8/02/11 **PM Run** Service delayed 3 hours due to mechanical problems.

EXTRA TRIPS

There was one (1) extra Highway 140 VIA YARTS trips chargeable to YARTS operating during the period of August 1-31, 2011.

MAINTENANCE

VIA YARTS Buses are kept maintained regularly. Currently buses are rotated among runs to evenly distribute miles across the fleet. Regular buses are assigned to each route.

CUSTOMER SERVICE

A total of **1061** YARTS customer inquiry calls were received in the VIA YARTS offices during the period from August 1 - 31, 2011. A comprehensive log of incoming calls by type, including calls regarding customer complaints, commendations, and recommendations is maintained and monitored continually.

Count on All Calls

544 Calls received on schedule issues and questions for Hwy 140 Corridor.

260 Calls received on Mammoth Lake schedule information.

0 Calls received on Coulterville schedule information.

6 Calls received on park information (lodging, tours, camping, etc.)

246 Miscellaneous calls (lost & found, hang up calls, etc.)

5 Calls received as customer complaints.

1061 Total

CUSTOMER COMPLAINTS AND FOLLOW UP ACTIONS

There were five (5) complaints received by phone during the month of August 1 – 31, 2011

8/1/11	Run #1	Passenger called from Tuolumne Meadows store waiting for the Mammoth run but had not seen the bus. Follow up showed service was delayed, but by the time we returned the passenger call the bus had arrived.
	Run ??	An individual called complaining the bus in front of him would not use the pullouts to allow traffic to pass. Followed up with management who reemphasized to all driver to utilized the vehicle pullouts whenever possible, even for one (1) vehicle.
8/3/11	Run #11	Passenger called from Mariposa waiting for the 6:25pm bus to Merced. Follow up showed service was running late due to heavy traffic in the park.
8/17/11	Run #3a	Passenger called from El Portal saying the bus to Yosemite had not shown. Follow up showed service was delayed 15 to 20 minutes due to heavy traffic.
	Run #4	Passenger called from Mariposa at 10:20am for travel to the Yosemite but had not seen the bus. Follow up showed service was running 10 to 15 minutes late due to mechanical problems.

OTHER

Wheel Chair Request

There were zero (0) wheelchair requests for the month of August 1 - 31, 2011. Seven (7) wheelchair buses are available to accommodate YARTS passengers who request transportation 48 hours in advance and in accordance with ADA and transit requirements.

Traffic Delays

There were several service delays from 10 minutes to 2 hours in duration due to heavy seasonal traffic, continued road construction projects, traffic light problems at the bridge and heavy passenger counts both in Yosemite and along the highway 140 corridor during the month of August 1-31, 2011.

Motor Fire

The "Motor Fire" occurred near the Cedar Lodge on August 25th causing the road closure of Highway 140 between Midpines and El Portal. Several YARTS buses on both sides of El Portal were affected by the road closure on day one. Buses were rerouted using Highway 41 and/or used to provide limited service up to the Yosemite Bug Resort and Yosemite View Lodge. Starting from August 26th to August 29th YARTS ran reduced adjusted schedules. Runs 6 and 7 ran daily both on Friday and Monday. Run's number 4, 8, 5 and 14 ran limited service to Mariposa and Yosemite on Saturday and a special run 6 ran up to and from the Yosemite Bug Resort on Sunday. Limited service was again provided on Monday September 29th with full service starting on Tuesday September 30th.

Additional Service Hours

Due to the "Motor Fire" the following additional hours were added:

Date	Run	Added Times
08/25/11	#5	2.0
	#8a	-1.0
	#9	1.5
	#10	1.1
	#11a	1.5
	#11	2.0
	#12	1.6
8/26/11	NONE	
8/27/11	#8	1.5
8/28/11	#8	1.5
8/29/11	#1	2.0
	#5	2.0
	#8	1.5
	#8Sp	1.9
	#12	1.1

Total hours: 20.2

RIDERSHIP

A total of 2,092 passengers were carried on the HWY 120 system by VIA. Of these, 41 were Amtrak passengers utilizing the YARTS service.

Ridership - All

Date	DNC	NPS	Other	Total Employees	Adult Paid	Sr/Child Paid	Commuter Paid	Child Free	Amtrak Paid	Total Paid	Total
8/1/2011	0	0	0	0	36	11	1	2	1	49	51
8/2/2011	0	0	3	3	64	0	0	2	0	64	69
8/3/2011	0	0	0	0	82	14	0	10	0	96	106
8/4/2011	0	0	0	0	54	4	3	3	1	62	65
8/5/2011	0	0	0	0	80	6	0	5	1	87	92
8/6/2011	0	0	0	0	76	4	0	1	3	83	84
8/7/2011	0	0	0	0	72	8	0	0	1	81	81
8/8/2011	0	0	0	0	40	6	0	2	2	48	50
8/9/2011	0	0	0	0	48	9	0	6	0	57	63
8/10/2011	0	0	0	0	75	10	0	7	0	85	92
8/11/2011	0	0	0	0	84	7	0	4	2	93	97
8/12/2011	0	0	0	0	81	10	0	8	1	92	100
8/13/2011	0	0	0	0	53	6	0	1	1	60	61
8/14/2011	0	0	0	0	39	6	0	0	2	47	47
8/15/2011	0	0	0	0	56	7	0	7	1	64	71
8/16/2011	0	0	0	0	22	24	0	0	5	51	51
8/17/2011	0	0	0	0	69	13	0	3	1	83	86
8/18/2011	0	0	0	0	84	2	0	0	2	88	88
8/19/2011	0	0	0	0	70	1	0	3	1	72	75
8/20/2011	0	0	0	0	52	11	0	1	2	65	66
8/21/2011	0	0	0	0	63	6	0	2	1	70	72
8/22/2011	0	0	0	0	32	8	0	0	2	42	42
8/23/2011	0	0	0	0	46	6	0	2	1	53	55
8/24/2011	0	0	0	0	81	12	0	3	2	95	98
8/25/2011	0	0	0	0	69	4	0	4	1	74	78
8/26/2011	0	0	0	0	39	11	0	2	0	50	52
8/27/2011	0	0	0	0	13	12	0	0	6	31	31
8/28/2011	0	0	0	0	38	4	0	4	0	42	46
8/29/2011	0	0	0	0	35	1	0	0	1	37	37
8/30/2011	0	0	0	0	46	2	0	0	0	48	48
8/31/2011	0	0	0	0	36	2	0	0	0	38	38
Total	0	0	3	3	1,735	227	4	82	41	2,007	2,092
Percent	0.00%	0.00%	0.14%	0.14%	82.93%	10.85%	0.19%	3.92%	1.96%	95.94%	100.00%

Ridership by Pick-up Location

Pick-up Location	Riders	Percentage
Mammoth Mounta	133	6.36%
Juniper Springs Su	56	2.68%
Mammoth Lakes	85	4.06%
HWY 203, Shilo I	242	11.57%
June Mountain Ski	6	0.29%
Rush Creek Trailh	9	0.43%
Lake View Lodge	35	1.67%
Forest Service Ce	5	0.24%
Tioga Mobil Gas	31	1.48%
Tuolumne Meado	341	16.30%
Tuolumne Meado	32	1.53%
White Wolf Lodge	59	2.82%
Crane Flat Gas Sta	12	0.57%
Yosemite Visitor	1046	50.00%
Totals	2092	100.00%

LOAD FACTOR ANALYSIS : August 01 - August 31, 2011

Below please find the load factor calculations for the HWY 140 runs operated by VIA for August 01 through August 31, 2011. The load factor analysis is broken down by daily-all routes, weekday, and weekend service.

WITH AMTRAK

Daily - All Runs

Runs	Max Load Capacity	Ridership	Load Factor	
02	1,681	1,288	76.62%	Yosemite Visitor Center - Outbound
01	1,630	804	49.33%	Mammoth Mountain Inn - Inbound
Total	3,311	2,092	63.18%	

Weekdays

Runs	Max Load Capacity	Ridership	Load Factor	
02	1,249	972	77.82%	Yosemite Visitor Center - Outbound
01	1,194	632	52.93%	Mammoth Mountain Inn - Inbound
Total	2,443	1,604	65.66%	

Weekends/Holidays

Runs	Max Load Capacity	Ridership	Load Factor	
02	432	316	73.15%	Yosemite Visitor Center - Outbound
01	436	172	39.45%	Mammoth Mountain Inn - Inbound
Total	868	488	56.22%	

PASSENGER FARES BY TYPE

Below please find a breakdown of passenger fares recorded by VIA for HWY 140 runs for 8/1/2011 through 8/31/2011.

Daily - All Routes

Run	DNC	NPS	Other	Adult	Child Free	Sr/Child	Commuter	Amtrak	Total
01	0	0	3	601	39	143	0	18	804
02	0	0	0	1134	43	84	4	23	1288
Total	0	0	3	1,735	82	227	4	41	2,092
Percent	0.00%	0.00%	0.14%	82.93%	3.92%	10.85%	0.19%	1.96%	100.00%

Weekdays

Run	DNC	NPS	Other	Adult	Child Free	Sr/Child	Commuter	Amtrak	Total
01	0	0	3	475	34	113	0	7	632
02	0	0	0	854	39	57	4	18	972
Total	0	0	3	1,329	73	170	4	25	1,604
Percent	0.00%	0.00%	0.19%	82.86%	4.55%	10.60%	0.25%	1.56%	100.00%

Weekends/Holidays

Run	DNC	NPS	Other	Adult	Child Free	Sr/Child	Commuter	Amtrak	Total
01	0	0	0	126	5	30	0	11	172
02	0	0	0	280	4	27	0	5	316
Total	0	0	0	406	9	57	0	16	488
Percent	0.00%	0.00%	0.00%	83.20%	1.84%	11.68%	0.00%	3.28%	100.00%



October 10, 2011

Mr. Whittington
Merced County Association of Governments
369 W. 18th Street
Merced, CA 95340

RE: YARTS Monthly Report: September 1-30, 2011

Dear Mr. Whittington,

In accordance with the summer contract agreement between the Yosemite Area Regional Transportation System Joint Powers Authority (YARTS JPA) and VIA Adventures, Inc. attached please find the monthly summary of operating statistics for September 1 – 30, 2011.

Please feel free to contact me directly at 384-1315 should you have questions or need additional information.

Sincerely,

Denise Demery
YARTS Program Manager

RIDERSHIP

A total of 7,808 passengers were carried on the HWY 140 system by VIA. Of these, 921 were Amtrak passengers utilizing the YARTS service.

Ridership - All

Date	DNC	NPS	Other	Total Employees	Adult Paid	Sr/Chld Paid	Commuter Paid	Chld Free	Amtrak Paid	Total Paid	Total
9/1/2011	2	98	11	111	142	16	37	11	32	227	349
9/2/2011	11	38	4	53	132	10	34	7	32	208	268
9/3/2011	0	16	2	18	134	0	13	12	46	193	223
9/4/2011	0	16	3	19	150	0	13	2	40	203	224
9/5/2011	3	9	1	13	153	6	8	3	37	204	220
9/6/2011	3	72	2	77	139	16	54	3	50	259	339
9/7/2011	1	111	4	116	160	4	53	5	23	240	361
9/8/2011	2	92	11	105	129	4	54	2	37	224	331
9/9/2011	1	46	13	60	106	4	38	3	45	193	256
9/10/2011	2	9	2	13	64	8	7	1	28	107	121
9/11/2011	0	10	0	10	73	9	9	2	37	128	140
9/12/2011	10	97	6	113	125	13	54	9	37	229	351
9/13/2011	3	91	4	98	120	9	50	6	18	197	301
9/14/2011	12	94	13	119	123	13	44	3	26	206	328
9/15/2011	6	69	7	82	97	14	57	2	32	200	284
9/16/2011	0	52	9	61	97	10	35	0	32	174	235
9/17/2011	0	5	0	5	87	9	21	0	22	139	144
9/18/2011	0	14	3	17	109	3	14	2	42	168	187
9/19/2011	2	76	2	80	151	26	56	4	27	260	344
9/20/2011	2	95	0	97	103	17	51	1	32	203	301
9/21/2011	4	98	2	104	117	14	60	2	23	214	320
9/22/2011	2	78	2	82	103	6	50	7	26	185	274
9/23/2011	3	42	3	48	116	12	54	5	30	212	265
9/24/2011	4	17	3	24	101	7	0	7	31	139	170
9/25/2011	0	9	0	9	90	3	17	2	30	140	151
9/26/2011	9	93	18	120	96	3	23	3	26	148	271
9/27/2011	2	102	13	117	77	12	46	7	19	154	278
9/28/2011	0	97	1	98	111	10	60	6	7	188	292
9/29/2011	3	79	7	89	107	8	41	3	29	185	277
9/30/2011	3	44	7	54	84	6	34	0	25	149	203
Total	90	1,769	153	2,012	3,396	272	1,087	120	921	5,676	7,808
Percent	1.15%	22.66%	1.96%	25.77%	43.49%	3.48%	13.92%	1.54%	11.80%	72.69%	100.00%

From 9/1/2011 to 9/30/2011

Ridership Excluding Amtrak

Date	DNC	NPS	Other	Total Employees	Adult Paid	Commuter Paid	Child Free	Sr/Child Paid	Total Paid	Total
9/1/2011	2	98	11	111	142	37	11	16	195	317
9/2/2011	11	38	4	53	132	34	7	10	176	236
9/3/2011	0	16	2	18	134	13	12	0	147	177
9/4/2011	0	16	3	19	150	13	2	0	163	184
9/5/2011	3	9	1	13	153	8	3	6	167	183
9/6/2011	3	72	2	77	139	54	3	16	209	289
9/7/2011	1	111	4	116	160	53	5	4	217	338
9/8/2011	2	92	11	105	129	54	2	4	187	294
9/9/2011	1	46	13	60	106	38	3	4	148	211
9/10/2011	2	9	2	13	64	7	1	8	79	93
9/11/2011	0	10	0	10	73	9	2	9	91	103
9/12/2011	10	97	6	113	125	54	9	13	192	314
9/13/2011	3	91	4	98	120	50	6	9	179	283
9/14/2011	12	94	13	119	123	44	3	13	180	302
9/15/2011	6	69	7	82	97	57	2	14	168	252
9/16/2011	0	52	9	61	97	35	0	10	142	203
9/17/2011	0	5	0	5	87	21	0	9	117	122
9/18/2011	0	14	3	17	109	14	2	3	126	145
9/19/2011	2	76	2	80	151	56	4	26	233	317
9/20/2011	2	95	0	97	103	51	1	17	171	269
9/21/2011	4	98	2	104	117	60	2	14	191	297
9/22/2011	2	78	2	82	103	50	7	6	159	248
9/23/2011	3	42	3	48	116	54	5	12	182	235
9/24/2011	4	17	3	24	101	0	7	7	108	139
9/25/2011	0	9	0	9	90	17	2	3	110	121
9/26/2011	9	93	18	120	96	23	3	3	122	245
9/27/2011	2	102	13	117	77	46	7	12	135	259
9/28/2011	0	97	1	98	111	60	6	10	181	285
9/29/2011	3	79	7	89	107	41	3	8	156	248
9/30/2011	3	44	7	54	84	34	0	6	124	178
Total	90	1,769	153	2,012	3,396	1,087	120	272	4,755	6,887
Percent	1.31%	25.69%	2.22%	29.21%	49.31%	15.78%	1.74%	3.95%	69.04%	100.00%

Ridership by Pick-up Location

Pick-up Location	Riders	Percentage
Merced Mall/Targ	37	0.47%
Airport	9	0.12%
Merced College	78	1.00%
Mall (PG&E)	10	0.13%
Downtown (Court	32	0.41%
Amtrak	914	11.71%
Transpo	328	4.20%
Catheys Valley	79	1.01%
MPMidtown	270	3.46%
Roadside Rest	464	5.94%
Mariposa Park &	505	6.47%
KOA	411	5.26%
MidPines	160	2.05%
MPPO	177	2.27%
Bug Hostel	364	4.66%
Cedar Lodge	138	1.77%
NPS Maintenance	435	5.57%
Barium Mine Rd	107	1.37%
El Portal PO	365	4.67%
YV Lodge	423	5.42%
YosVCenter	820	10.50%
Curry Village	556	7.12%
Ahwahnee	111	1.42%
YosLodge	954	12.22%
UC Merced	61	0.78%
Totals	7808	100.00%

LOAD FACTOR ANALYSIS : September 01 - September 30, 2011

Below please find the load factor calculations for the HWY 140 runs operated by VIA for September 01 through September 30, 2011. The load factor analysis is broken down by daily-all routes, weekday, and weekend service.

WITH AMTRAK

Daily - All Runs

Runs	Max Load Capacity	Ridership	Load Factor	
01C.1	1,116	701	62.81%	Inbound 5:25am from Catheys Valley to YV
2A.1	448	78	17.41%	Inbound 7:00am service from Mariposa to YV
3A.1	546	67	12.27%	Inbound 9:00am service from Mariposa to YV
02C.1	1,580	951	60.19%	Inbound 5:58am from Catheys Valley to YV
03B	1,196	549	45.90%	Inbound 7:00am Service to YV from Merced
04B	446	155	34.75%	Inbound 8:45am Service to YV from Merced
04	1,157	558	48.23%	Inbound Service 10:45am to YV from Merced
05	1,121	197	17.57%	Inbound Service 1:20pm to YV from Merced
5B3	439	169	38.50%	Inbound Service 10:45am to YV from Merced
Ex 5B3	26	4	15.38%	Inbound Extra Svs 10:45am from Merced to YV
06B	495	254	51.31%	Inbound 5:00pm Service YV from Merced
6.1A	772	268	34.72%	Inbound 5pm service to Midpines from Merced
07A	515	311	60.39%	Outbound 6:30am from Hostel to Merced
11A.1	539	80	14.84%	Outbound 5:15pm service from YV to Mariposa
8A.1	442	118	26.70%	Outbound 3:15pm service from YV to Mariposa
08B	1,548	743	48.00%	Outbound 10:00am Service from YV to Merced
9B4	1,580	996	63.04%	Outbound 4:00pm from YV to Merced
10B.1	1,183	405	34.23%	Outbound 4:35pm from YV to Mariposa
11B1	1,614	586	36.31%	Outbound 5:20 pm Service from YV to Merced
12.2B	1,554	511	32.88%	Outbound 5:45 pm Service from YV to Merced
14.2B	432	107	24.77%	Outbound 8:35 pm from YV to Merced
Total	18,749	7,808	41.64%	

Weekdays

Runs	Max Load Capacity	Ridership	Load Factor	
01C.1	1,116	701	62.81%	Inbound 5:25am from Catheys Valley to YV
3A.1	386	35	9.07%	Inbound 9:00am service from Mariposa to YV
2A.1	302	38	12.58%	Inbound 7:00am service from Mariposa to YV
02C.1	1,148	748	65.16%	Inbound 5:58am from Catheys Valley to YV
03B	1,043	505	48.42%	Inbound 7:00am Service to YV from Merced
04	806	349	43.30%	Inbound Service 10:45am to YV from Merced
04B	302	98	32.45%	Inbound 8:45am Service to YV from Merced
05	820	153	18.66%	Inbound Service 1:20pm to YV from Merced
5B3	295	117	39.66%	Inbound Service 10:45am to YV from Merced
06B	351	197	56.13%	Inbound 5:00pm Service YV from Merced
6.1A	772	268	34.72%	Inbound 5pm service to Midpines from Merced
07A	515	311	60.39%	Outbound 6:30am from Hostel to Merced
11A.1	379	62	16.36%	Outbound 5:15pm service from YV to Mariposa
08B	1,116	549	49.19%	Outbound 10:00am Service from YV to Merced
8A.1	302	98	32.45%	Outbound 3:15pm service from YV to Mariposa
9B4	1,148	782	68.12%	Outbound 4:00pm from YV to Merced
10B.1	1,039	378	36.38%	Outbound 4:35pm from YV to Mariposa
11B1	1,110	430	38.74%	Outbound 5:20 pm Service from YV to Merced
12.2B	1,109	369	33.27%	Outbound 5:45 pm Service from YV to Merced
14.2B	288	40	13.89%	Outbound 8:35 pm from YV to Merced
Total	14,347	6,228	43.41%	

Weekends/Holidays

Runs	Max Load Capacity	Ridership	Load Factor	
3A.1	160	32	20.00%	Inbound 9:00am service from Mariposa to YV
2A.1	146	40	27.40%	Inbound 7:00am service from Mariposa to YV
02C.1	432	203	46.99%	Inbound 5:58am from Catheys Valley to YV
03B	153	44	28.76%	Inbound 7:00am Service to YV from Merced
04	351	209	59.54%	Inbound Service 10:45am to YV from Merced
04B	144	57	39.58%	Inbound 8:45am Service to YV from Merced
05	301	44	14.62%	Inbound Service 1:20pm to YV from Merced
5B3	144	52	36.11%	Inbound Service 10:45am to YV from Merced
Ex 5B3	26	4	15.38%	Inbound Extra Svs 10:45am from Merced to YV
06B	144	57	39.58%	Inbound 5:00pm Service YV from Merced
11A.1	160	18	11.25%	Outbound 5:15pm service from YV to Mariposa
8A.1	140	20	14.29%	Outbound 3:15pm service from YV to Mariposa
08B	432	194	44.91%	Outbound 10:00am Service from YV to Merced
9B4	432	214	49.54%	Outbound 4:00pm from YV to Merced
10B.1	144	27	18.75%	Outbound 4:35pm from YV to Mariposa
11B1	504	156	30.95%	Outbound 5:20 pm Service from YV to Merced
12.2B	445	142	31.91%	Outbound 5:45 pm Service from YV to Merced
14.2B	144	67	46.53%	Outbound 8:35 pm from YV to Merced
Total	4,402	1,580	35.89%	

WITHOUT AMTRAK

Daily - All Routes

Runs	Max Load Capacity	Ridership	Load Factor	
01C.1	1,116	700	62.72%	Inbound 5:25am from Catheys Valley to YV
3A.1	546	67	12.27%	Inbound 9:00am service from Mariposa to YV
2A.1	448	78	17.41%	Inbound 7:00am service from Mariposa to YV
02C.1	1,580	951	60.19%	Inbound 5:58am from Catheys Valley to YV
03B	1,196	539	45.07%	Inbound 7:00am Service to YV from Merced
04	1,157	314	27.14%	Inbound Service 10:45am to YV from Merced
04B	446	100	22.42%	Inbound 8:45am Service to YV from Merced
05	1,121	153	13.65%	Inbound Service 1:20pm to YV from Merced
5B3	439	92	20.96%	Inbound Service 10:45am to YV from Merced
06B	495	207	41.82%	Inbound 5:00pm Service YV from Merced
6.1A	772	247	31.99%	Inbound 5pm service to Midpines from Merced
07A	515	306	59.42%	Outbound 6:30am from Hostel to Merced
11A.1	539	79	14.66%	Outbound 5:15pm service from YV to Mariposa
08B	1,548	504	32.56%	Outbound 10:00am Service from YV to Merced
8A.1	442	118	26.70%	Outbound 3:15pm service from YV to Mariposa
9B4	1,580	881	55.76%	Outbound 4:00pm from YV to Merced
10B.1	1,183	405	34.23%	Outbound 4:35pm from YV to Mariposa
11B1	1,614	581	36.00%	Outbound 5:20 pm Service from YV to Merced
12.2B	1,554	458	29.47%	Outbound 5:45 pm Service from YV to Merced
14.2B	432	107	24.77%	Outbound 8:35 pm from YV to Merced
Total	18,723	6,887	36.78%	

Weekdays

Runs	Max Load Capacity	Ridership	Load Factor	
01C.1	1,116	700	62.72%	Inbound 5:25am from Catheys Valley to YV
3A.1	386	35	9.07%	Inbound 9:00am service from Mariposa to YV
2A.1	302	38	12.58%	Inbound 7:00am service from Mariposa to YV
02C.1	1,148	748	65.16%	Inbound 5:58am from Catheys Valley to YV
03B	1,043	495	47.46%	Inbound 7:00am Service to YV from Merced
04	806	195	24.19%	Inbound Service 10:45am to YV from Merced
04B	302	67	22.19%	Inbound 8:45am Service to YV from Merced
05	820	123	15.00%	Inbound Service 1:20pm to YV from Merced
5B3	295	61	20.68%	Inbound Service 10:45am to YV from Merced
06B	351	164	46.72%	Inbound 5:00pm Service YV from Merced
6.1A	772	247	31.99%	Inbound 5pm service to Midpines from Merced
07A	515	306	59.42%	Outbound 6:30am from Hostel to Merced
11A.1	379	61	16.09%	Outbound 5:15pm service from YV to Mariposa
08B	1,116	385	34.50%	Outbound 10:00am Service from YV to Merced
8A.1	302	98	32.45%	Outbound 3:15pm service from YV to Mariposa
9B4	1,148	716	62.37%	Outbound 4:00pm from YV to Merced
10B.1	1,039	378	36.38%	Outbound 4:35pm from YV to Mariposa
11B1	1,110	425	38.29%	Outbound 5:20 pm Service from YV to Merced
12.2B	1,109	338	30.48%	Outbound 5:45 pm Service from YV to Merced
14.2B	288	40	13.89%	Outbound 8:35 pm from YV to Merced
Total	14,347	5,620	39.17%	

Weekends/Holidays

Runs	Max Load Capacity	Ridership	Load Factor	
3A.1	160	32	20.00%	Inbound 9:00am service from Mariposa to YV
2A.1	146	40	27.40%	Inbound 7:00am service from Mariposa to YV
02C.1	432	203	46.99%	Inbound 5:58am from Catheys Valley to YV
03B	153	44	28.76%	Inbound 7:00am Service to YV from Merced
04	351	119	33.90%	Inbound Service 10:45am to YV from Merced
04B	144	33	22.92%	Inbound 8:45am Service to YV from Merced
05	301	30	9.97%	Inbound Service 1:20pm to YV from Merced
5B3	144	31	21.53%	Inbound Service 10:45am to YV from Merced
06B	144	43	29.86%	Inbound 5:00pm Service YV from Merced
11A.1	160	18	11.25%	Outbound 5:15pm service from YV to Mariposa
8A.1	140	20	14.29%	Outbound 3:15pm service from YV to Mariposa
08B	432	119	27.55%	Outbound 10:00am Service from YV to Merced
9B4	432	165	38.19%	Outbound 4:00pm from YV to Merced
10B.1	144	27	18.75%	Outbound 4:35pm from YV to Mariposa
11B1	504	156	30.95%	Outbound 5:20 pm Service from YV to Merced
12.2B	445	120	26.97%	Outbound 5:45 pm Service from YV to Merced
14.2B	144	67	46.53%	Outbound 8:35 pm from YV to Merced
Total	4,376	1,267	28.95%	

PASSENGER FARES BY TYPE

Below please find a breakdown of passenger fares recorded by VIA for HWY 140 runs for 9/1/2011 through 9/30/2011.

Daily - All Routes

Run	DNC	NPS	Other	Adult	Child Free	Sr/Child	Commuter	Amtrak	Total
01C.1	15	448	14	143	1	11	68	1	701
02C.1	9	457	50	237	14	10	174	0	951
03B	10	36	5	300	8	93	87	10	549
04	3	2	1	255	14	22	17	244	558
04B	0	4	0	74	4	10	8	55	155
05	9	3	0	118	4	3	16	44	197
06B	0	1	8	128	3	3	64	47	254
07A	0	0	0	94	5	6	201	5	311
08B	0	9	7	430	6	12	40	239	743
10B.1	2	212	5	140	11	21	14	0	405
11A.1	0	40	3	30	2	2	2	1	80
11B1	12	176	9	304	12	17	51	5	586
12.2B	11	93	11	286	16	10	31	53	511
14.2B	1	7	1	85	1	0	12	0	107
2A.1	4	9	1	56	2	0	6	0	78
3A.1	1	3	0	52	6	4	1	0	67
5B3	0	0	1	80	0	5	6	77	169
6.1A	2	0	7	87	0	6	145	21	268
8A.1	2	14	8	77	2	6	9	0	118
9B4	9	255	22	420	9	31	135	115	996
Ex 5B3	0	0	0	0	0	0	0	4	4
Total	90	1,769	153	3,396	120	272	1,087	921	7,808
Percent	1.15%	22.66%	1.96%	43.49%	1.54%	3.48%	13.92%	11.80%	100.00%

Weekdays

Run	DNC	NPS	Other	Adult	Child Free	Sr/Child	Commuter	Amtrak	Total
01C.1	15	448	14	143	1	11	68	1	701
02C.1	7	415	44	127	14	3	138	0	748
03B	9	36	3	261	6	93	87	10	505
04	2	2	1	157	12	10	11	154	349
04B	0	2	0	53	3	8	1	31	98
05	9	2	0	94	4	1	13	30	153
06B	0	1	8	91	1	2	61	33	197
07A	0	0	0	94	5	6	201	5	311
08B	0	8	7	328	4	5	33	164	549
10B.1	2	211	5	119	8	21	12	0	378
11A.1	0	32	3	20	2	2	2	1	62
11B1	8	160	9	189	9	6	44	5	430
12.2B	11	80	8	193	11	10	25	31	369
14.2B	0	3	1	26	0	0	10	0	40
2A.1	4	9	0	22	1	0	2	0	38
3A.1	1	2	0	26	1	4	1	0	35
5B3	0	0	1	49	0	5	6	56	117
6.1A	2	0	7	87	0	6	145	21	268
8A.1	2	12	8	61	2	6	7	0	98
9B4	9	241	20	295	5	28	118	66	782
Total	81	1,664	139	2,435	89	227	985	608	6,228
Percent	1.30%	26.72%	2.23%	39.10%	1.43%	3.64%	15.82%	9.76%	100.00%

Weekends/Holidays

Run	DNC	NPS	Other	Adult	Child Free	Sr/Child	Commuter	Amtrak	Total
02C.1	2	42	6	110	0	7	36	0	203
03B	1	0	2	39	2	0	0	0	44
04	1	0	0	98	2	12	6	90	209
04B	0	2	0	21	1	2	7	24	57
05	0	1	0	24	0	2	3	14	44
06B	0	0	0	37	2	1	3	14	57
08B	0	1	0	102	2	7	7	75	194
10B.1	0	1	0	21	3	0	2	0	27
11A.1	0	8	0	10	0	0	0	0	18
11B1	4	16	0	115	3	11	7	0	156
12.2B	0	13	3	93	5	0	6	22	142
14.2B	1	4	0	59	1	0	2	0	67
2A.1	0	0	1	34	1	0	4	0	40
3A.1	0	1	0	26	5	0	0	0	32
5B3	0	0	0	31	0	0	0	21	52
8A.1	0	2	0	16	0	0	2	0	20
9B4	0	14	2	125	4	3	17	49	214
Ex 5B3	0	0	0	0	0	0	0	4	4
Total	9	105	14	961	31	45	102	313	1,580
Percent	0.57%	6.65%	0.89%	60.82%	1.96%	2.85%	6.46%	19.81%	100.00%

PASSENGER FARES BY TYPE EXCLUDING AMTRAK

Daily - All Routes

Run	DNC	NPS	Other	Adult	Child Free	Sr/Child	Commuter	Total
01C.1	15	448	14	143	1	11	68	700
02C.1	9	457	50	237	14	10	174	951
03B	10	36	5	300	8	93	87	539
04	3	2	1	255	14	22	17	314
04B	0	4	0	74	4	10	8	100
05	9	3	0	118	4	3	16	153
06B	0	1	8	128	3	3	64	207
07A	0	0	0	94	5	6	201	306
08B	0	9	7	430	6	12	40	504
10B.1	2	212	5	140	11	21	14	405
11A.1	0	40	3	30	2	2	2	79
11B1	12	176	9	304	12	17	51	581
12.2B	11	93	11	286	16	10	31	458
14.2B	1	7	1	85	1	0	12	107
2A.1	4	9	1	56	2	0	6	78
3A.1	1	3	0	52	6	4	1	67
5B3	0	0	1	80	0	5	6	92
6.1A	2	0	7	87	0	6	145	247
8A.1	2	14	8	77	2	6	9	118
9B4	9	255	22	420	9	31	135	881
Ex 5B3	0	0	0	0	0	0	0	0
Total	90	1,769	153	3,396	120	272	1,087	6,887
Percent	1.31%	25.69%	2.22%	49.31%	1.74%	3.95%	15.78%	100.00%

Weekdays

Run	DNC	NPS	Other	Adult	Child Free	Sr/Child	Commuter	Total
01C.1	15	448	14	143	1	11	68	700
02C.1	7	415	44	127	14	3	138	748
03B	9	36	3	261	6	93	87	495
04	2	2	1	157	12	10	11	195
04B	0	2	0	53	3	8	1	67
05	9	2	0	94	4	1	13	123
06B	0	1	8	91	1	2	61	164
07A	0	0	0	94	5	6	201	306
08B	0	8	7	328	4	5	33	385
10B.1	2	211	5	119	8	21	12	378
11A.1	0	32	3	20	2	2	2	61
11B1	8	160	9	189	9	6	44	425
12.2B	11	80	8	193	11	10	25	338
14.2B	0	3	1	26	0	0	10	40
2A.1	4	9	0	22	1	0	2	38
3A.1	1	2	0	26	1	4	1	35
5B3	0	0	1	49	0	5	6	61
6.1A	2	0	7	87	0	6	145	247
8A.1	2	12	8	61	2	6	7	98
9B4	9	241	20	295	5	28	118	716
Total	81	1,664	139	2,435	89	227	985	5,620
Percent	1.44%	29.61%	2.47%	43.33%	1.58%	4.04%	17.53%	100.00%

Weekends/Holidays

Run	DNC	NPS	Other	Adult	Child Free	Sr/Child	Commuter	Total
02C.1	2	42	6	110	0	7	36	203
03B	1	0	2	39	2	0	0	44
04	1	0	0	98	2	12	6	119
04B	0	2	0	21	1	2	7	33
05	0	1	0	24	0	2	3	30
06B	0	0	0	37	2	1	3	43
08B	0	1	0	102	2	7	7	119
10B.1	0	1	0	21	3	0	2	27
11A.1	0	8	0	10	0	0	0	18
11B1	4	16	0	115	3	11	7	156
12.2B	0	13	3	93	5	0	6	120
14.2B	1	4	0	59	1	0	2	67
2A.1	0	0	1	34	1	0	4	40
3A.1	0	1	0	26	5	0	0	32
5B3	0	0	0	31	0	0	0	31
8A.1	0	2	0	16	0	0	2	20
9B4	0	14	2	125	4	3	17	165
Ex 5B3	0	0	0	0	0	0	0	0
Total	9	105	14	961	31	45	102	1,267
Percent	0.71%	8.29%	1.10%	75.85%	2.45%	3.55%	8.05%	100.00%

ACCIDENTS/INCIDENTS

There was one (1) accident/incident on VIA YARTS vehicles during the month of September 1 - 30, 2011. The bus sustained damage to the right rear wheel however passengers were injured.

ROAD CALLS

There were two (2) road calls during the month of September 1 - 30, 2011.

9/13/11	Run 3	Service delayed 1 hour due to mechanical problems outside of Mariposa. "See Missed Runs".
9/30/11	Run 3	Service delayed 30 minutes in Merced due to mechanical problems. "See Missed Runs".

Mammoth:

None

SERVICE DELAYS

There were thirteen (13) service delays during the month of September 1 - 30, 2011. Numerous additional service delays occurred due to continuous road construction projects both in the park and along the Highway 140 corridor. Additional delays occurred during the annual Mariposa Labor Day weekend parade. (See Traffic Delays)

Hwy 140

9/02/11	Run 6	Service delayed 6 minutes at Amtrak due to large passenger count and loading baggage.
9/13/11	Run 3	Service delayed 1 hour outside of Mariposa due to mechanical problems. "See Missed Runs".
	Run 10	Service delayed leaving the park due to heavy rain.
9/19/11	Run 3	Service delayed 23 minutes at Yosemite View due large passenger count.
9/21/11	Run 7	Service delayed 10 minutes at the Mariposa Roadside Rest due to loading of a wheelchair passenger.
9/22/11	Run 7	Service delayed 1 hour due to operational problems. "See Missed Runs".
9/24/11	Run 9	Service delayed 20 minutes at Yosemite Lodge due to heavy traffic and large passenger count
	Run 10	Service delayed 28 minutes at Yosemite Lodge due to heavy traffic and large passenger count

9/25/11	Run 11	Service delayed 13 minutes at Yosemite Lodge while waiting for a park ranger to arrive with a passenger.
9/26/11	Run 7	Service did not run due to operational problems. "See Missed Runs".
9/27/11	Run 9	Service delayed 20 minutes in the park due to loading of passengers and having to use the pullouts 3 times for emergency response vehicles.
9/30/11	Run 7	Service delayed upon arrival at the Transpo Center due to heavy traffic on Lake Road near UC Merced.
	Run 3	Service delayed 30 minutes in Merced due to mechanical problems. "See Missed Runs".

Mammoth:

None

MISSED RUNS

There were four (4) missed VIA YARTS trips during the period of September 1 - 30, 2011.

Hwy 140:

9/13/11	Run 3	Service delayed 1 hour outside of Mariposa due to mechanical problems.
9/22/11	Run 7	Service delayed 1 hour due to operational problems.
9/26/11	Run 7	Service did not run due to operational problems.
9/30/11	Run 3	Service delayed 30 minutes in Merced due to mechanical problems.

Mammoth:

None

EXTRA TRIPS

There were one (1) extra Highway 140 VIA YARTS trips chargeable to YARTS operating during the period of September 1-30, 2011.

MAINTENANCE

VIA YARTS Buses are kept maintained regularly. Currently buses are rotated among runs to evenly distribute miles across the fleet. Regular buses are assigned to each route.

CUSTOMER SERVICE

A total of 324 YARTS customer inquiry calls were received in the VIA YARTS offices during the period from September 1 - 30, 2011. A comprehensive log of incoming calls by type, including calls regarding customer complaints, commendations, and recommendations is maintained and monitored continually.

Count on All Calls

- 159 Calls received on schedule issues and questions for Hwy 140 Corridor.
- 77 Calls received on Mammoth Lake schedule information.
- 1 Calls received on Coulterville schedule information.
- 8 Calls received on park information (lodging, tours, camping, etc.)
- 74 Miscellaneous calls (lost & found, hang up calls, etc.)
- 5 Calls received as customer complaints.
- 324** Total

CUSTOMER COMPLAINTS AND FOLLOW UP ACTIONS

There were five (5) complaints received by phone during the month of September 1 – 30, 2011

- | | | |
|----------------|---------------|---|
| 9/12/11 | Run #6 | <p>Passenger called from the Transpo Center waiting for the 5:40pm bus to Mariposa.</p> <p>Follow up by informing the caller we are now on the new winter YARTS schedule and this particular run only operates on Monday through Friday. Also referred rider to Dick Whittington to relay his desire for run 6 to resume in the winter.</p> |
| 9/15/11 | Run #9 | <p>Passenger called from the Mariposa Roadside Rest stop saying the bus had not shown.</p> <p>Follow up by the VIA Operations Manager indicated this run was running approximately 10 to 12 minutes behind due heavy traffic and loading of a wheelchair passenger. Passenger requested additional information was referred to Dick Whittington and the customer service line at MCAG for further discussion.</p> |
| 9/22/11 | Run #7 | <p>Two (2) passengers called from Mariposa saying the bus to Merced had not shown.</p> <p>Follow up showed the run was delayed due to operational problems. Both passengers were advised the service was delayed approximately 45 minutes.</p> |

9/16/11 **Run #7** Received four (4) calls or e-mails saying that the bus did not show.

Follow up showed the bus did not run due to an operational problem. Commuters were given complimentary transportation on their next run. VIA refunded one passenger due to missed Amtrak connection and passenger having to pay extra for another Amtrak ticket.

9/30/11 **Run #7** Passenger called from Mariposa saying the bus had not shown.

Follow up showed this passenger was informed this run was running approximately 10 to 15 minutes behind schedule.

OTHER

Wheel Chair Request

There were three (3) wheelchair requests for the month of September 1 - 30, 2011. Seven (7) wheelchair buses are available to accommodate YARTS passengers who request transportation 48 hours in advance and in accordance with ADA and transit requirements.

Traffic Delays

There were several service delays from 8 minutes to 30 minutes in duration due to heavy traffic, continued road construction projects, the annual Mariposa Labor Day weekend parade and heavy passenger counts both in Yosemite and along the highway 140 corridor during the month of September 1-30, 2011.

RIDERSHIP

A total of 596 passengers were carried on the HWY 120 system by VIA. Of these, 16 were Amtrak passengers utilizing the YARTS service.

Ridership - All

Date	DNC	NPS	Other	Total Employees	Adult Paid	Sr/Child Paid	Commuter Paid	Child Free	Amtrak Paid	Total Paid	Total
9/1/2011	0	0	0	0	27	4	0	0	0	31	31
9/2/2011	0	0	0	0	42	1	0	0	2	45	45
9/3/2011	0	0	0	0	73	2	0	6	1	76	82
9/4/2011	0	0	0	0	40	10	0	0	2	52	52
9/5/2011	0	0	0	0	23	3	0	0	0	26	26
9/6/2011	0	0	0	0	22	2	0	0	0	24	24
9/7/2011	0	0	0	0	15	9	0	0	2	26	26
9/8/2011	0	0	0	0	13	0	0	3	1	14	17
9/9/2011	0	0	0	0	17	1	0	1	2	20	21
9/10/2011	0	0	0	0	33	13	0	0	0	46	46
9/11/2011	0	0	0	0	27	6	0	0	1	34	34
9/17/2011	0	0	0	0	46	14	0	0	1	61	61
9/18/2011	0	0	0	0	42	6	0	0	1	49	49
9/24/2011	0	0	0	0	28	10	0	0	3	41	41
9/25/2011	0	0	0	0	24	15	0	2	0	39	41
Total	0	0	0	0	472	96	0	12	16	584	596
Percent	0.00%	0.00%	0.00%	0.00%	79.19%	16.11%	0.00%	2.01%	2.68%	97.99%	100.00%

Ridership by Pick-up Location

Pick-up Location	Riders	Percentage
Mammoth Mounta	41	6.88%
Juniper Springs Su	15	2.52%
Mammoth Lakes	19	3.19%
HWY 203, Shilo I	67	11.24%
June Mountain Ski	4	0.67%
Rush Creek Trailh	2	0.34%
Lake View Lodge	10	1.68%
Forest Service Ce	4	0.67%
Tioga Mobil Gas	6	1.01%
Tuolumne Meado	111	18.62%
Tuolumne Meado	6	1.01%
White Wolf Lodge	11	1.85%
Crane Flat Gas Sta	8	1.34%
Yosemite Visitor	292	48.99%
Totals	596	100.00%

LOAD FACTOR ANALYSIS : September 01 - September 30, 2011

Below please find the load factor calculations for the HWY 140 runs operated by VIA for September 01 through September 30, 2011. The load factor analysis is broken down by daily-all routes, weekday, and weekend service.

WITH AMTRAK

Daily - All Runs

Runs	Max Load Capacity	Ridership	Load Factor	
02	821	344	41.90%	Yosemite Visitor Center - Outbound
01	821	252	30.69%	Mammoth Mountain Inn - Inbound
Total	1,642	596	36.30%	

Weekdays

Runs	Max Load Capacity	Ridership	Load Factor	
02	326	81	24.85%	Yosemite Visitor Center - Outbound
01	326	83	25.46%	Mammoth Mountain Inn - Inbound
Total	652	164	25.15%	

Weekends/Holidays

Runs	Max Load Capacity	Ridership	Load Factor
02	495	263	53.13%
01	495	169	34.14%
Total	990	432	43.64%

Yosemite Visitor Center - Outbound

Mammoth Mountain Inn - Inbound

PASSENGER FARES BY TYPE

Below please find a breakdown of passenger fares recorded by VIA for HWY 140 runs for 9/1/2011 through 9/30/2011.

Daily - All Routes

Run	DNC	NPS	Other	Adult	Child Free	Sr/Child	Commuter	Amtrak	Total
01	0	0	0	192	5	48	0	7	252
02	0	0	0	280	7	48	0	9	344
Total	0	0	0	472	12	96	0	16	596
Percent	0.00%	0.00%	0.00%	79.19%	2.01%	16.11%	0.00%	2.68%	100.00%

Weekdays

Run	DNC	NPS	Other	Adult	Child Free	Sr/Child	Commuter	Amtrak	Total
01	0	0	0	68	0	12	0	3	83
02	0	0	0	68	4	5	0	4	81
Total	0	0	0	136	4	17	0	7	164
Percent	0.00%	0.00%	0.00%	82.93%	2.44%	10.37%	0.00%	4.27%	100.00%

Weekends/Holidays

Run	DNC	NPS	Other	Adult	Child Free	Sr/Child	Commuter	Amtrak	Total
01	0	0	0	124	5	36	0	4	169
02	0	0	0	212	3	43	0	5	263
Total	0	0	0	336	8	79	0	9	432
Percent	0.00%	0.00%	0.00%	77.78%	1.85%	18.29%	0.00%	2.08%	100.00%

MEMORANDUM

DATE: NOVEMBER 4, 2011

TO: YARTS JOINT POWERS AUTHORITY

FROM: DICK WHITTINGTON, TRANSIT MANAGER

RE: YARTS RIDERSHIP HISTORY

The first quarter of 2011/2012 demonstrated a solid increase in ridership. Each month was up and the cumulative totals were generally good in all categories. Visitor ridership on Hwy 140 was up 16.09%, employees down 6.67%, and Hwy 120 saw an increase of 19.7%.

For the month of September: visitors + 2.72%, employees + 13.54%, and Hwy 120 + 8.74%.

Neither ridership nor visitation numbers for October were available at the time of the preparation of this report, but should be known by the time of your Board meeting.

REQUESTED ACTION

For information and discussion only.

Attachment: YARTS Ridership History by Fiscal Year.

**Hwy 140 and Hwy 120 Ridership
by Fiscal Year**

	Jul-05	Aug-05	Sep-05	Oct-05	Nov-05	Dec-05	Jan-06	Feb-06	Mar-06	Apr-06	May-06	Jun-06
Visitors & Others	4915	5289	4042	3018	1949	1739	1943	1960	2740	3045	2465	2662
Hwy 120	572	968	394									20
NPS/DNC	2480	2839	2206	2174	2020	1808	2174	1875	2417	2331	775	603
TOTAL	7967	9096	6642	5192	3969	3547	4117	3835	5157	5376	3240	3285
% Change previous year	5%	23%	17%	24%	15%	-5%	16%	20%	13%	26%	-42%	-53%
year to date	7967	17063	23705	28897	32866	36413	40530	44365	49522	54898	58138	61423
%	5%	14%	15%	16%	16%	14%	14%	15%	14%	15%	9%	2%

	Jul-06	Aug-06	Sep-06	Oct-06	Nov-06	Dec-06	Jan-07	Feb-07	Mar-07	Apr-07	May-07	Jun-07
Visitors & Others	2921	3452	3371	2610	1754	2012	2091	1729	2246	2508	3472	3882
Hwy 120	774	1054	462									162
NPS/DNC	612	741	1205	1409	1333	1204	1690	1482	1899	1716	1889	1696
TOTAL	4307	5247	5038	4019	3087	3216	3781	3211	4145	4224	5361	5740
% Change previous year	-45.94%	-42.32%	-24.15%	-22.59%	-22.22%	-9.33%	-8.16%	-16.27%	-19.62%	-21.43%	65.46%	74.73%
year to date	4307	9554	14592	18611	21698	24914	28695	31906	36051	40275	45636	51376
%	-45.94%	-44.01%	-38.44%	-35.60%	-33.98%	-31.58%	-29.20%	-28.08%	-27.20%	-26.64%	-21.50%	-16.36%
Amtrak	0	0	0	0	0	0	0	0	0	0	0	776
Amtrak YTD	0	0	0	0	0	0	0	0	0	0	0	776
RIDERSHIP TOTAL	4307	5247	5038	4019	3087	3216	3781	3211	4145	4224	5361	6516
RIDERSHIP TOTAL YTD	4307	9554	14592	18611	21698	24914	28695	31906	36051	40275	45636	52152

	Jul-07	Aug-07	Sep-07	Oct-07	Nov-07	Dec-07	Jan-08	Feb-08	Mar-08	Apr-08	May-08	Jun-08
Visitors & Others	4627	4881	3457	2867	2004	2170	2151	2033	2520	2787	4124	5395
Hwy 120	958	1030	223	0	0	0	0	0	0	0	0	296
NPS/DNC	1950	1684	1387	1618	1518	1360	1754	1506	1477	1696	1765	2580
TOTAL	7535	7595	5067	4485	3522	3530	3905	3539	3997	4483	5889	8271
% Change previous year	74.95%	44.75%	0.58%	11.59%	14.09%	9.76%	3.28%	10.21%	-3.57%	6.13%	9.85%	44.09%
year to date	7535	15130	20197	24682	28204	31734	35639	39178	43175	47658	53547	61818
%	74.95%	58.36%	38.41%	32.62%	29.98%	27.37%	24.20%	22.79%	19.76%	18.33%	17.33%	20.32%
Amtrak	750	1075	821	789	723	795	1480	743	1087	1372	1545	1045
Amtrak YTD	750	1825	2646	3435	4158	4953	6433	7176	8263	9635	11180	12225
% Change previous year	N/A	N/A	N/A	N/A	N/A	N/A	N/A	N/A	N/A	N/A	N/A	34.66%
RIDERSHIP TOTAL	8285	8670	5888	5274	4245	4325	5385	4282	5084	5855	7434	9316
RIDERSHIP TOTAL YTD	8285	16955	22843	28117	32362	36687	42072	46354	51438	57293	64727	74043

	Jul-08	Aug-08	Sep-08	Oct-08	Nov-08	Dec-08	Jan-09	Feb-09	Mar-09	Apr-09	May-09	Jun-09
Visitors & Others	5930	5683	4408	3288	1987	3123	2175	1756	2502	2562	3835	4504
Hwy 120	1478	1532	304	0	0	0	0	0	0	0	0	226
NPS/DNC	2781	2293	2197	2215	1672	1704	1772	1624	1995	2022	1897	2420
TOTAL	10189	9508	6909	5503	3659	4827	3947	3380	4497	4584	5732	7150
% Change previous year	35.22%	25.19%	36.35%	22.70%	3.89%	36.74%	1.08%	-4.49%	12.51%	2.25%	-2.67%	-13.55%
year to date	10189	19697	26606	32109	35768	40595	44542	47922	52419	57003	62735	69885
%	35.22%	30.19%	31.73%	30.09%	26.82%	27.92%	24.98%	22.32%	21.41%	19.61%	17.16%	13.05%
Amtrak	1346	1344	1061	869	526	884	1076	631	792	1134	1369	875
% Change previous year	79.47%	25.02%	29.23%	10.14%	-27.25%	11.19%	-27.30%	-15.07%	-27.14%	-17.35%	-11.39%	-16.27%
Amtrak YTD	1346	2690	3751	4620	5146	6030	7106	7737	8529	9663	11032	11907
% Change year to date	79.47%	47.40%	41.76%	34.50%	23.76%	21.74%	10.46%	7.82%	3.22%	0.29%	-1.32%	-2.60%
RIDERSHIP TOTAL	11535	10852	7970	6372	4185	5711	5023	4011	5289	5718	7101	8025
RIDERSHIP TOTAL YTD	11535	22387	30357	36729	40914	46625	51648	55659	60948	66666	73767	81922

	Jul-09	Aug-09	Sep-09	Oct-09	Nov-09	Dec-09	Jan-10	Feb-10	Mar-10	Apr-10	May-10	Jun-10
Visitors & Others	5431	4941	4285	3223	2306	2557	2447	2145	3010	3316	4348	5636
Hwy 120	1327	1520	228	0	0	0	0	0	0	0	0	161
NPS/DNC	2399	2226	1932	1921	1697	1826	1849	1969	2189	2206	2425	2582
TOTAL	9157	8687	6445	5144	4003	4383	4296	4114	5199	5522	6773	8379
% Change previous year	-10.13%	-8.63%	-6.72%	-6.52%	9.40%	-9.20%	8.84%	21.72%	15.61%	20.46%	18.16%	17.19%
year to date	9157	17844	24289	29433	33436	37819	42115	46229	51428	56950	63723	72102
%	-10.13%	-9.41%	-8.71%	-8.33%	-6.52%	-6.84%	-5.45%	-3.53%	-1.89%	-0.09%	1.57%	3.17%
Amtrak	1142	1135	974	676	506	752	1014	659	970	1293	1505	1007
% Change previous year	-15.16%	-15.55%	-8.20%	-22.21%	-3.80%	-14.93%	-5.76%	4.44%	22.47%	14.02%	9.93%	15.09%
Amtrak YTD	1142	2277	3251	3927	4433	5185	6199	6858	7828	9121	10626	11633
% Change year to date	-15.16%	-15.35%	-13.33%	-15.00%	-13.86%	-14.01%	-12.76%	-11.36%	-8.22%	-5.61%	-3.68%	-2.30%
RIDERSHIP TOTAL	10299	9822	7419	5820	4509	5135	5310	4773	6169	6815	8278	9386
RIDERSHIP TOTAL YTD	10299	20121	27540	33360	37869	43004	48314	53087	59256	66071	74349	83735

	Jul-10	Aug-10	Sep-10	Oct-10	Nov-10	Dec-10	Jan-11	Feb-11	Mar-11	Apr-11	May-11	Jun-11
Visitors & Others	5625	5534	4746	3598	3141	3083	2687	2361	2523	2949	5057	6369
Hwy 120	1598	1688	318	0	0	0	0	0	0	0	0	65
NPS/DNC	2662	2322	1772	1487	1646	1558	1873	1838	1791	1968	2037	2201
TOTAL	9885	9544	6836	5085	4787	4641	4560	4199	4314	4917	7094	8635
% Change previous year	7.95%	9.87%	6.07%	-1.15%	19.59%	5.89%	6.15%	2.07%	-17.02%	-10.96%	4.74%	3.06%
year to date	9885	19429	26265	31350	36137	40778	45338	49537	53851	58768	65862	74497
%	7.95%	8.88%	8.14%	6.51%	8.08%	7.82%	7.65%	7.16%	4.71%	3.19%	3.36%	3.32%
Amtrak	1092	1277	1036	1213	489	753	658	554	610	1164	1363	1228
% Change previous year	-4.38%	12.51%	6.37%	79.44%	-3.36%	0.13%	-35.11%	-15.93%	-37.11%	-9.98%	-9.44%	21.95%
Amtrak YTD	1092	2369	3405	4618	5107	5860	6518	7072	7682	8846	10209	11437
% Change year to date	-4.38%	4.04%	4.74%	17.60%	15.20%	13.02%	5.15%	3.12%	-1.87%	-3.02%	-3.92%	-1.68%
RIDERSHIP TOTAL	10977	10821	7872	6298	5276	5394	5218	4753	4924	6081	8457	9863
RIDERSHIP TOTAL YTD	10977	21798	29670	35968	41244	46638	51856	56609	61533	67614	76071	85934

	Jul-11	Aug-11	Sep-11	Oct-11	Nov-11	Dec-11	Jan-12	Feb-12	Mar-12	Apr-12	May-12	Jun-12
Visitors & Others	7241	6348	4875									
Hwy 120	1626	2092	596									
NPS/DNC	2234	2060	2012									
TOTAL	11101	10500	7483	0	0	0	0	0	0	0	0	0
% Change previous year	12.30%	10.02%	9.46%	-100.00%	-100.00%	-100.00%	-100.00%	-100.00%	-100.00%	-100.00%	-100.00%	-100.00%
year to date	11101	21601	29084	29084	29084	29084	29084	29084	29084	29084	29084	29084
%	12.30%	11.18%	10.73%	-7.23%	-19.52%	-28.68%	-35.85%	-41.29%	-45.99%	-50.51%	-55.84%	-60.96%
Amtrak	1167											

MEMORANDUM

DATE: NOVEMBER 4, 2011

TO: YARTS JOINT POWERS AUTHORITY

FROM: DICK WHITTINGTON, TRANSIT MANAGER

RE: EXPANSION OF YARTS JOINT POWERS AUTHORITY BOARD SIZE

At the YARTS Board's request, staff consulted with legal counsel regarding the appropriate procedure to expand the size of the YARTS Joint Powers Authority (JPA) Board from three to six members. According to counsel:

Section 19.B. of the JPA Agreement provides that "it may be amended upon ratification of 2/3 of the Parties then signatories to this JPA".

Sections 4.A. and 4.B. will need to be amended to increase the number of Commissioners from each of the Parties from one to two.

Article XIII of the Bylaws provided that the Bylaws "may be amended by a majority vote at any regular meeting if the proposed Bylaws Amendment has been distributed to the membership 14 days prior to the meeting".

Article II, Section 2, will need to be amended to increase the number of Commissioners from three to six, and to allow each Party to designate two Commissioners instead of one. There is also a question of whether Alternates will still be designated.

To move this effort forward, the JPA Board will need to approve a recommended change to the JPA Agreement and send it on to the three member counties for each to approve in the form of a resolution. Once the county members of the JPA have approved the revision, the YARTS Board will need to act to bring the Bylaws into keeping with the JPA Agreement regarding JPA Board size.

Attached is a proposed resolution for your review and approval. Also attached are copies of the current YARTS JPA Agreement and the YARTS Bylaws for your reference.

REQUESTED ACTION

Approve the proposed Resolution amending the YARTS Joint Powers Authority Agreement and direct staff to submit the Resolution to the Chair of each member county Board of Supervisors seeking their board's approval of the proposed changes.

Attachments: Proposed Resolution amending the YARTS JPA Agreement
Current YARTS JPA Agreement
YARTS Bylaws

RESOLUTION NO.

RESOLUTION OF THE YOSEMITE AREA REGIONAL TRANSPORTATION SYSTEM (YARTS) JOINT POWERS AUTHORITY, PROPOSING THE EXPANSION OF THE BOARD OF COMMISSIONERS TO SIX MEMBERS

WHEREAS, the Board of Commissioners of the Yosemite Area Regional Transportation System (YARTS) has determined that it would be in the best interest of the YARTS Joint Powers Authority to increase the number of members on the Board of Commissioners; and

WHEREAS, the YARTS Joint Powers Agreement and the YARTS Bylaws establish the procedures for making changes to those documents; and

WHEREAS, the member counties of the JPA Agreement must agree by a 2/3 majority to enact changes to the JPA Agreement.

NOW, THEREFORE, BE IT RESOLVED by the Yosemite Area Regional Transportation System Joint Powers Authority that:

Section 4.A. of the YARTS Joint Powers Agreement is changed to read: “The Authority shall be governed by the Board of Commissioners, which shall be comprised of two voting Commissioners from each of the Parties to this JPA.”

“Additionally, the Board of Commissioners will act to amend the YARTS Bylaws to the effect that:

Article II, Section 2 will read: “The Board of Commissioners shall consist of six voting members. Each Party shall designate two Board Commissioners and at least one alternate Commissioner from among the elected officials of any publicly elected political office within its geographic limits. Designees of ex-officio and/or non-voting members of the Board, need not be elected officials.”

“The official membership may by majority vote appoint special committees composed of non-members, or request special information or advice from knowledgeable persons, as is necessary to carry out the objectives of the Board of Commissioners.”

The foregoing resolution was approved at a regularly scheduled meeting of the County of _____ on this ____ day of _____, 20____.

AYES:

NOES:

ABSTAIN:

ABSENT:

ATTEST:

I hereby certify that the foregoing is a true copy of a Resolution of the County of _____ duly adopted at a regular meeting thereof held on the ____ day of _____, 20____

Signed:

JOINT POWERS AGREEMENT
ESTABLISHING THE
YOSEMITE AREA REGIONAL TRANSPORTATION SYSTEM
AUTHORITY

THIS JOINT POWERS AGREEMENT ("JPA") is entered into, effective as of the 21st of September, 1999, by and among the Counties of Merced, Mariposa and Mono, political subdivisions of the State of California ("Parties").

RECITALS:

WHEREAS, the California Joint Exercise of Powers Act ("Act") (California Government Code Section 6500 et seq.) authorizes two (2) or more public agencies to jointly exercise any power common to them; and

WHEREAS, the Parties to this JPA possess in common the powers to plan, operate, manage, and evaluate transportation improvements within and among their respective jurisdictions around Yosemite National Park; and

WHEREAS, the Parties to this JPA possess in common the authority to acquire and expend funds towards transportation needs, including regional transit service, and to plan for, establish, manage, and evaluate transportation improvements, including regional transit service; and

WHEREAS, the Parties, the Yosemite Area Regional Transportation Strategy Board and the National Park Service have jointly examined the many issues associated with transportation alternatives, and have expressed many common goals and objectives; and

WHEREAS, the continued growth in visitation to Yosemite National Park necessitates the development of regional transportation alternatives in the incorporated and unincorporated areas of the Counties of Mariposa, Merced, and Mono; and

WHEREAS, it is the expectation and hope of the Parties to this JPA that the administrative costs of operating the Yosemite Area Regional Transportation System Authority, a public agency created by this JPA, can be defrayed by utilizing Federal, State and other grant funds and that funding for administrative costs shall be sought from Parties to this JPA only as a last resort; and

WHEREAS, the Parties to this JPA desire to work together in a cooperative and mutually beneficial manner with the National Park Service (NPS), The State Department of Transportation (Caltrans), The U.S. Forest Service, and all other agencies with responsibilities for transportation in and around Yosemite National Park.

NOW, THEREFORE, it is mutually agreed as follows:

1. **DEFINITIONS**

As used herein, the following words have the following meanings:

1.A. "Authority" means the Yosemite Area Regional Transportation System Authority, a California joint powers agency, created by this JPA.

1.B. "Board" means the Yosemite Area Regional Transportation System Authority Board of Commissioners which shall be the governing body of the Yosemite Area Regional Transportation System Authority created pursuant to this JPA.

1.C. "Controller" means the Controller of the Authority as appointed by the Board.

1.D. "Gateway or gateway community" means the communities in the Counties in the Yosemite region generally lying on or near the primary highway corridors

(State Highway 120, State Highway 132 East and West, State Highway 395, State Highway 140 and State Highway 41 corridor) leading into Yosemite National Park.

1.E. "Party" means any public agency which pursuant to governing body authority has executed this JPA.

1.F. "Passenger Bus Service" means regularly scheduled passenger bus service to the extent such service is authorized or permitted by State and Federal law.

1.G. "Treasurer" means the Treasurer of the Authority as appointed by the Board.

1.H. "Yosemite Area Regional Transportation Strategy," is the precursor organization to the Authority created by this JPA, which was formed by Memorandum of Understanding by and among Mariposa, Madera, Merced, Mono and Tuolumne Counties, the National Park Service, Caltrans and the National Forest Service in 1992.

1.I. "Yosemite" means the area designated as Yosemite National Park.

2. STATEMENT OF PURPOSE

The Parties have joined together to establish the Authority for the following reasons:

2.A. Initially for the purpose of undertaking a demonstration project instituting passenger bus service to serve the geographic jurisdictions of the Parties and within Yosemite, as well as any other areas that the Board may deem appropriate. The initial term of the demonstration project shall be two (2) years from beginning of service.

2.B. Yosemite National Park's management plans, policies and implementation programs affect the local economies of the gateway communities to Yosemite National Park which depend on tourism as an important source of economic vitality, and affect the Authority's plans, policies and implementation programs, making establishing and increasing coordination and communication between the National Park Service and the Parties hereto an important purpose of this Authority.

2.C. To accommodate the increasing demand for visitation to Yosemite National Park through an increasing number of transportation options for visitors and employees.

2.D. To develop transportation alternatives in ways that do not degrade the visitor experience or the natural resources in the region.

2.E. To undertake coordinated political and administrative efforts necessary to resolve issues, obtain funding from outside sources, and to keep projects and programs on schedule.

3. ESTABLISHMENT OF THE AUTHORITY

3.A. **Separate Entity.** Upon execution of this Agreement, the Parties hereto hereby establish the Yosemite Area Regional Transportation System Authority, as a public entity separate and distinct from its member entities, as the agent to exercise the common powers provided for in this JPA and to administer or otherwise execute the stated functions and purposes of this JPA, including, but not limited to, the planning, establishment and management of the Yosemite Area Regional Transit System.

3.B. **Regional Function.** The Authority shall function as the regional representative, within the combined territory of the Parties to this JPA, for transit and alternative transportation, as well as for supplemental and related matters to carry out the stated functions and purposes of this JPA. In this role, the Authority may offer comments, recommendations and advice with regard to Yosemite National Park's management plans, policies and implementation programs, which affect transit and transportation.

3.C. **Cooperative Agreement with NPS.** In order to ensure that the Authority and the National Park Service establish the desired close working relationship, which all parties

and agencies agree is necessary if the Authority is to fulfill its purposes, and recognizing that statutory provisions restrict Federal agencies' ability to participate as signatories to this Joint Powers Agreement, upon its establishment the Authority shall immediately enter into a written agreement with the National Park Service which shall delineate the various responsibilities of the NPS and the Authority, and which shall detail the National Park Service's commitment to, and funding obligations for, the operations of the Authority and of the transit system to be planned, established, managed, and evaluated by the Authority and the National Park Service.

3.D. NPS Cooperative Agreement Required. Notwithstanding any other provision of this JPA, if the cooperative agreement between the Authority and the National Park Service referenced in Paragraph 3.C. above is not entered into by both parties within thirty (30) days of the establishment of the Authority, or within any period of extension agreed to by the Authority, then this JPA shall be dissolved, and the Parties hereto shall have no further obligations with respect to the terms of this JPA.

3.E. Participation of Federal and State Agencies. The Parties further agree to work in cooperation with other agencies as ex-officio, non-voting members of the Authority and/or pursuant to any memorandum of understanding or cooperative agreement between any agency and the Authority. Upon the establishment of the Authority, the USDA National Forest Service, Federal Highway Administration, Federal Transit Administration, Caltrans and the State Department of Tourism may be included as participating non-voting members of the Authority.

3.F. Addition of Voting Members. Voting members may be added to the Authority, subsequent to the establishment of the Authority, based on majority vote of the membership and an agreement to abide by the requirements of this Agreement, including participation in funding the administrative costs of the Authority and any other conditions that

may be required by the Board.

3.G. **Addition of Non-Voting Members.** Non-voting members may be added to the Authority, subsequent to the establishment of the Authority, based on a majority vote of the membership of this Authority.

4. **BOARD**

4.A. **Board.** The Authority shall be governed by the Board of Commissioners, which shall be comprised of one voting Commissioner from each of the Parties to this JPA.

4.B. **Designation of Representatives.** Each Party shall designate one Board Commissioner and at least one alternate Commissioner from among the elected officials of any publicly elected political office within its geographic limits. Designees of ex-officio and/or non-voting members of the Board, need not be elected officials.

4.C. **Term of Office.** Each Commissioner and alternate shall serve at the pleasure of the Party designating that Commissioner or alternate. However, in no case shall the term of office of any Commissioner or alternate appointed by virtue of holding elected office exceed the term of his or her elected office.

4.D. **Quorum and Voting Requirements.** A quorum for conducting all matters of business shall be a majority of the voting members of the Board. The affirmative vote of at least a majority of the voting members of the Board shall be required for the approval of any matter of official business (unless a greater number is required elsewhere in this JPA or by any resolution, ordinance or statute). Abstaining votes shall be counted as consenting to the will of the majority. In the event of a tie vote, abstaining votes shall be counted as affirmative votes. The affirmative vote of a majority of the voting members of the entire Board shall be required to approve all expenditures.

4.E. **Time and Place of Meetings; Brown Act Compliance.** The Board shall adopt rules of procedure and shall establish a time and place for regular Board meetings. All Board meetings shall be conducted in accordance with the Ralph M. Brown Act, California Government Code, section 54950 et seq.

4.F. **Committees.** The Board may establish committees and subcommittees from time to time as needed.

4.G. **By-laws.** The By-laws of the Authority shall be those duly adopted and amended from time to time by the Board.

5. POWERS AND FUNCTIONS

5.A. **Powers and Functions of Authority.** The Authority shall have the non-exclusive common power of the Parties hereto to plan, establish, manage, and evaluate passenger bus service and other regional transit and transportation improvements and services within and among their respective jurisdictions and Yosemite National Park, as well as the power to carry out all other activities necessary or supplemental to the provision of passenger bus service and other regional transit and transportation improvements and services for the benefit of the general public. In the exercise of that power, the Authority is authorized in its own name to:

5.A.1. Employ an Executive Director as the chief administrative officer of the Authority;

5.A.2. Employ agents and employees and contract for professional services;

5.A.3. Make and enter into contracts including cooperative agreements;

5.A.4. Acquire, hold and convey real and personal property;

5.A.5. Incur debts, obligations and liabilities;

5.A.6. Accept contributions, grants or loans from any public or private agency or individual, or the United States, the State of California, or any department, instrumentality, or agency thereof, for the purpose of financing its activities;

5.A.7. Invest money that is not needed for immediate necessities as the Board determines advisable, in the same manner and upon the same conditions as other local entities in accordance with section 53601 of the California Government Code;

5.A.8. Have appointed members and ex-officio members of the Board serve without compensation from the Authority, except that members of the Board may be reimbursed for all reasonable expenses and costs relating to attendance at Board meetings or other authorized Authority business;

5.A.9. Do all other acts reasonable and necessary to carry out the purposes of the members of the Authority;

5.A.10. Sue and be sued, in its own name only, but not in the name or stead of any Party; and

5.A.11. To exercise any and all other powers as may be provided for in California Government Code section 6547.

5.B. Statutory Limitation on Exercise of Powers. The powers to be exercised by the Authority are subject to such restrictions upon the manner of exercising such powers as are imposed upon the County of Mariposa in the exercise of similar powers. The Authority shall be held strictly accountable for all funds received, held and disbursed by it.

6. EXECUTIVE DIRECTOR

The Board may select an Executive Director. If an Executive Director is chosen, he or she shall serve at the pleasure of and upon the terms prescribed by the Board, and his or her powers and duties shall include the following:

- 6.A. Serving as Secretary to the Board;
- 6.B. Keeping accurate and sufficient records of all proceedings of the Authority;
- 6.C. Receiving and transmitting all Authority correspondence;
- 6.D. Keeping a record and ascertaining the qualifications of each duly authorized representative and alternate;
- 6.E. Maintaining files for all reports;
- 6.F. Directing and coordinating the work of the Authority;
- 6.G. Preparing and administering the Authority's annual proposed budget and work program, including overseeing the preparation of applications and workplans for Federal, State or other financial assistance, and including working with the NPS as needed to accomplish these tasks.
- 6.H. Working with the NPS in the preparation, administration and annual update of the Multi-Year Regional Transit Service Capital and Operations Plan referred to in, and developed pursuant to, the Authority/NPS cooperative agreement;
- 6.I. Maintaining a record of all Authority financial transactions;
- 6.J. Making an annual report covering the business of the Authority during the preceding year;
- 6.K. Transmitting to the Executive Director's successor all books and records of the Authority in the Executive Director's possession;

6.L. Employing, supervising, and terminating employees subject to policies and procedures adopted by the Board;

6.M. Approving, upon the affirmative vote of the Board required for expenditures in Section 4.D., jointly with the Chair of the Board, or the Vice-Chair of the Board in the absence or vacancy of the Chair, demands for payment to the Controller of the Authority.

6.N. Other powers and duties as assigned or delegated by the Board, as well as other powers and duties as are usually incidental to the office of Executive Director.

7. FINANCING

7.A. **Fiscal Year.** Authority's fiscal year will be October 1 through September 30.

7.B. **Proposed Budget.** The Authority Executive Director shall annually propose a budget as provided in this Article for the administration and operation of the Authority.

7.C. **Contents of Budget.** All budgets of the Authority, adopted and/or proposed shall show, among other things, all required expenditures, itemizing and segregating operation and administration, and capital outlay, for the coming fiscal year. The budget shall also show all anticipated revenues, including the source thereof in reasonable detail, for the coming fiscal year, and all employees, including the Executive Director, and the salaries thereof for the coming fiscal year. All budgets of the Authority, adopted and/or proposed, shall also show any deficiency in proposed expenditures over anticipated income and any deficiency shall be shown clearly as a separate and distinct item. If any deficiency is shown on the budget, any reasons for the deficiency and recommended solutions to eliminate the deficiency shall also be shown.

7.D. **Adoption of Budget.** The Board shall adopt a balanced budget for each upcoming fiscal year, not later than the 15th day of April of each current year. Prior to adopting its budget, the Board shall hold at least one public hearing on the proposed budget. The budget shall be adopted by a majority vote of the Board.

7.E. Notice and Holding of Public Budget Hearing. The budget hearing shall be noticed and held pursuant to the Ralph M. Brown California Open Meeting Act (California Government Code Section 54950 et seq., as amended). In addition, prior to the budget hearing, a copy of the proposed budget shall be made available (for example, via the Internet or by providing a copy to one or more public libraries in each of the Counties that are Parties to this JPA) to any members of the public who may request a copy thereof and notice shall then be published once at least ten (10) days prior to the public hearing in newspapers of general circulation that are collectively published in each of the Counties of Parties to this JPA.

7.F. Budget Transmitted to Parties. The Authority, not later than the 1st day of May, shall transmit copies of its adopted budget to each of the Parties.

7.G. Advances by Parties. Any of the Parties may advance funds and/or at-cost in-kind support to the Authority for any proper purpose of the Authority, subject to Paragraph 7.I. Prior to the making of an advance, the Authority shall enter into a written agreement with the Party making the advance and shall identify certain specific revenue or revenues which shall be applied toward the repayment of the advance. Such an agreement may provide that the advance shall be payable only out of specific revenue of the Authority, or out of specific revenue of the Authority together with other revenues of the Authority.

7.H. Contributions by Parties. Any of the Parties may make a contribution of funds and/or at-cost in-kind support (pursuant to Section 7.K.) to the Authority to be used for any proper purpose of the Authority. The making of such a contribution shall not alter, in any way, the relationship established by this JPA between the Authority and the Parties or between the respective Parties. Such a contribution may be made pursuant to an agreement between the Authority and the Party making the contribution, in which the use of the contributed funds is specified or restricted.

7.I. Limitations on Debts. The Authority shall incur no indebtedness, including but not limited to advances pursuant to Paragraph 7.G, for any item or purpose which is not budgeted for and for which funds have not been budgeted for repayment during the fiscal year that repayment is to be made without the unanimous consent of the Board.

7.J. Quarterly Financial Report. Not later than the 10th day of each July, October, January, and April, the Executive Director shall present to the Board, and the Board shall transmit to each of the Parties, a quarterly financial report. The quarterly financial report shall set forth, in reasonable detail, all expenditures by the Authority during the preceding quarter, all revenues received by the Authority during the preceding quarter, all obligations remaining payable as of the last day of the preceding quarter, and all balances on hand as of the last day of the preceding quarter.

7.K. Support from Parties. A Party, in the exercise of the reasonable discretion of its governing body and with the consent of the Board, may provide support for the Authority, its staff, and its professional consultants, including providing quarters, janitorial services and maintenance, supplies, printing and duplication, postage, telephone services, transportation services, and the professional and technical assistance as may be necessary to enable the Authority to perform its responsibilities. All assistance shall be provided on an at-cost basis.

7.L. Other Support and Fees. The Authority shall apply for available State, Federal, regional, and local support funds, including funds from public and private foundations, and shall make new and additional applications from time to time as deemed appropriate by the Board. If deemed necessary, the Authority may also establish and collect filing and processing fees in connection with matters to be considered by it.

7.M. Budget Amendments. Any amendments to the budget shall require the affirmative vote of 2/3rds of the Board.

8. TREASURER

8.A. Treasurer of the Authority shall be the Treasurer appointed by the Board.

8.B. The Treasurer shall:

8.B.1. Receive and receipt all money of the Authority and place it in the treasury of the Authority to the credit of the Authority.

8.B.2. Be responsible upon the Treasurer's official bond for the safekeeping and disbursement of all Authority money held by the Treasurer.

8.B.3. Pay any sums due from the Authority, from the Authority's funds held by the Treasurer or any portion thereof, upon warrants of the Controller designated herein.

8.B.4. Verify and report to the Authority in writing, as soon as possible after the first of July, October, January, and April of each year, the amounts of monies the Treasurer holds for the Authority, the amount of receipts since the Treasurer's last report, and any interest accrued to those funds.

8.B.5. The Authority shall reimburse the Treasurer for the cost of services provided by the Treasurer to the Authority upon an at-cost basis.

9. CONTROLLER

9.A. Controller of the Authority shall be the Controller appointed by the Board.

9.B. The Controller shall draw warrants to pay demands against the Authority when the demands have been approved by the Chair and the Authority's Executive Director. The Vice Chair of the Board may be substituted in the absence or vacancy of either the Chair or the Executive Director. The Controller shall be responsible on the Controller's official bond for the Controller's approval of disbursements of the Authority money.

9.C. The Controller shall keep and maintain records and books of account on the basis of generally accepted accounting practices. The books of account shall include records of

assets, liabilities, and contributions made by each Party to this JPA.

9.D. The Controller shall make available all the financial records of the Authority to a certified public accountant or public accountant contracted by the Authority to make an annual audit of the accounts and records of the Authority. The minimum requirements of the audit shall be those prescribed by the State Controller for special districts under section 26909 of the California Government Code and shall conform to generally accepted auditing standards.

9.E. The Authority shall reimburse the Controller for the cost of services provided by the Controller to the Authority upon an at-cost basis.

10. BOND REQUIREMENTS

The Executive Director and such other persons employed by the Authority as may be designated by the Board shall file with the Authority an official fidelity bond, at the Authority's expense, in a penal sum determined by the Board as security for the safekeeping of the Authority's property entrusted to the employee.

11. PARTIES' LIABILITY

The debts, liabilities and obligations of the Authority shall not be debts, liabilities or obligations of the Parties either singly or collectively.

12. WITHDRAWAL OF A PARTY

12.A. **Withdrawal.** Provided that there has been a resolution with the Authority of any current or previously outstanding obligation (financial or otherwise) of the Party in question, a Party to this JPA may, at any time, withdraw from the Authority, following 180 days' notice to the Authority and all other members of the Authority, by resolution of intent to withdraw adopted by the governing board of the withdrawing Party. Unless the withdrawing Party and the Authority specifically mutually agree to the contrary, a withdrawing Party shall have no right to, or interest in, any of the assets of the Authority.

12.B. **Resumption of Membership.** Provided that there has been a resolution with the Authority of any current or previously outstanding obligation (financial or otherwise) of the Party in question, any Party which has withdrawn from the Authority in accordance with the provisions of this Section 12 may resume its membership upon a majority vote of the voting members of Board, and upon the agreement of the resuming party to abide by any other conditions that may be required by the Board pursuant to Section 3.F. of this Agreement.

13. **TERMINATION AND DISSOLUTION**

13.A. **No Specific Term.** This JPA shall continue in force without specific term, except as otherwise provided herein.

13.B. **Termination.** If, at any time, there cease to be two (2) or more Parties to this JPA, the Authority shall be deemed disestablished and this JPA shall cease to be operative except for the purpose of payment of any obligations theretofore incurred.

13.C. **Distribution of Assets.** If this JPA is terminated, all real and personal property owned by the Authority shall be distributed to the Federal, State or local funding agency or Party to this JPA that supplied that property or whose funding provided for the acquisition of that property unless other distribution is provided by law, or unless such property has been liquidated, where necessary, appropriate and where allowed by law, to pay the obligations of the Authority. Should the origin of any real or personal property be undeterminable, that property shall be disbursed to the Parties to this JPA based upon a documented percentage of each Party's overall contribution. To the extent that the percentage of the Parties' contributions cannot be determined then any real or personal property shall be disbursed in proportion to the level of transit service hours provided to each jurisdiction as delineated in the most recent transit service plan approved by the Authority.

13.D. **Allocation of Costs of Dissolution.** In the event of termination, if there

are not sufficient unencumbered funds which are a part of the assets of the Authority available to pay for the costs of dissolution, the costs of dissolution above available funds shall be borne by the Parties to this JPA in proportion to the level of transit service hours provided to each jurisdiction as delineated in the most recent transit service plan approved by the Authority.

13.E. **Continues in Effect until Distribution.** This JPA shall not terminate until all property has been distributed in accordance with this section.

14. **RETURN OF SURPLUS FUNDS**

Upon termination of the JPA, any surplus money on hand shall be returned to the Federal, State or local agency or the Party to this JPA that provided those funds. Should the origin of any funds be undeterminable, the funds shall be disbursed to the Parties to this JPA in proportion to the level of transit service hours provided to each jurisdiction as delineated in the most recent transit service plan approved by the Authority.

15. **SUCCESSORS**

JPA shall be binding upon and shall inure to the benefit of any successors of the Parties.

16. **RECORDS**

The Treasurer and the Controller shall have charge of, handle and have access to all accounts, funds and money of the Authority and all records of the Authority relating thereto; and the Secretary shall have charge of, handle and have access to all other records of the Authority.

17. **SEVERABILITY**

Should any part, term, or provision of this JPA be decided to be in conflict with any law of the United States or the State of California, or otherwise be unenforceable or in effectual, the validity of the remaining parts, terms, portions, or provisions shall be deemed severable and shall not be affected thereby, provided such remaining provisions can be construed in substance to constitute the agreement which the Parties intended to enter into in the first instance.

18. COUNTERPARTS

This JPA may be executed in any number of counterparts, each of which, when executed, will be deemed to be an original and all of which, taken together, will be deemed to be one and the same instrument.

19. EFFECTIVE DATE AND AMENDMENT


19.A. Effective Date. This JPA shall become effective upon ratification by resolution of any two (2) or more parties hereto.

19.B. Amendment. After this JPA becomes effective, it may be amended upon ratification by resolution of 2/3 of the Parties then signatories to this JPA.

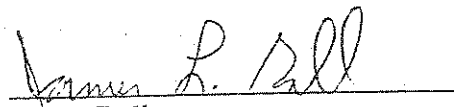
IN WITNESS WHEREOF, the Parties hereto have caused this Agreement to be executed by their respective officers:

COUNTY OF MERCED


Date: November 10, 1999


Deidre Kelsey
Chair, Board of Supervisors

Attest:



James Ball
County Clerk

Approved as to legal form:


County Counsel

COUNTY OF MARIPOSA

Date: November 10, 1999


Robert Stewart
Chair, Board of Supervisors

Attest:


County Clerk

Approved as to legal form:

County Counsel

COUNTY OF MONO

Date: November 10, 1999


Ed Inwood
Chair, Board of Supervisors

Attest:

County Clerk

Approved as to legal form:

County Counsel

10/4/99

YOSEMITE AREA REGIONAL TRANSPORTATION SYSTEM AUTHORITY

BYLAWS

WHEREAS, having been designated as the Board of Commissioners for the Yosemite Area Regional Transportation System Authority; and

NOW THEREFORE, be it resolved that the following bylaws are adopted as the bylaws of the Board of Commissioners for the Yosemite Area Regional Transportation System Authority.

ARTICLE I - PURPOSE

The Board of Commissioners will guide the development, implementation, and operation of transit service within and among their respective jurisdictions and Yosemite National Park. Further, the Board will pursue and foster the objectives of the Authority including:

- Preservation of the natural environment in the Yosemite Region
- Coordination and communication with Yosemite National Park
- Accommodation of increasing visitation to Yosemite National Park and surrounding region, of transportation options
- Coordination of local policy and administrative efforts to provide regional transit service and financial resources

ARTICLE II - MEMBERSHIP

Section 1

The membership of the Board of Commissioners is governed by the Yosemite Area Regional Transportation System Authority Joint Powers Agreement (JPA). Parties to the JPA are the County of Mariposa, the County of Merced, and the County of Mono.

Section 2

The Board of Commissioners shall consist of three voting members. Each Party shall designate one Board Commissioner and at least one alternate Commissioner from among the elected officials of any publicly elected political office within its geographic limits. Designees of ex-officio and/or non-voting members of the Board, need not be elected officials.

The official membership may by majority vote appoint special committees composed of non-members, or request special information or advice from knowledgeable persons, as is necessary to carry out the objectives of the Board of Commissioners.

Section 3

The Board of Commissioners may also include ex officio members as identified in the Joint Powers Agreement or as designated by the Board of Commissioners. Exofficio members may be appointed by the National Park Service, United States Forest Service, the Federal Transit Administration, the Federal Highway Administration, California Department of Transportation (Caltrans), and the California State Division of Tourism.

ARTICLE III- QUORUM

A quorum for conduction all matters of business shall consist of a majority of voting members of the Board.

ARTICLE IV- VOTING

Each voting member of the committee shall have one (1) vote. Voting members shall be entitled to cast their votes on all matters brought to a vote during a regular or called meeting at which said member is present, and providing a quorum is present at said time. A majority of the Board of Commissioners voting members shall be required to pass, accept, or approve, reject or defer for further study, project reports, actions, and/or amendments. Abstaining votes shall be counted as consenting to the will of the majority. In the event of a tie vote, abstaining votes shall

be counted as affirmative votes. The affirmative vote of a majority of the voting members of the entire Board shall be required to approve all expenditures.

ARTICLE V - OFFICERS

Section 1

The officers of the Board of Commissioners shall be the Chairperson and the Vice-Chairperson. Officers will be elected from the voting members. The Chairperson must have at least one year experience as a Commissioner.

Section 2

The Chair shall preside at all meetings of the Board, and is eligible to vote on all matters coming before the Board. The Chairperson shall be responsible for conducting all meetings and appointment of necessary subcommittees, which may be necessary to fulfill the objectives of the Board.

Section 3

The Vice-Chairperson shall perform all the duties and assume all the responsibilities of the Chairperson in his/her absence.

Section 4

Election of officers shall occur at the last regularly scheduled meeting of the fiscal year. The term of office shall be one year.

ARTICLE VI - POWERS AND FUNCTIONS

Section 1

The Board shall have the power to plan, establish, manage, and evaluate passenger bus service and other regional transit and transportation improvements and services within and among their respective jurisdictions and Yosemite National Park.

Section 2

Employ an Executive Director as the chief administrative officer of the Authority;

Section 3

Employ agents and employees and contract for professional services;

Section 4

Make and enter into contracts including cooperative agreements;

Section 5

Acquire, hold and convey real and personal property;

Section 6

Incur debts, obligations and liabilities;

Section 7

Accept contributions, grants, or loans from any public or private agency or individual, or the United States, the State of California, or any department, instrumentality, or agency thereof, for the purpose of financing its activities;

Section 8

Have appointed members and ex-officio members of the Board serve without compensation from the Authority;

Section 9

Establish committees of its members and/or interested citizens and professional staff to advise the Board on matters under consideration;

Section 10

To exercise any and all other powers as may be provided for in California Government Code section 6547.

ARTICLE VII - MEETINGS

Meetings will be held as needed, but at least quarterly. The Board of Commissioners will adopt an annual meeting schedule at the last regular meeting of the fiscal year.

ARTICLE VIII - SPECIAL MEETINGS

Special meetings of the Board of Commissioners may be called by the Chairperson, or in his/her absence, the Vice-Chairperson. Notice by letter or by phone 72 hours prior to the scheduled time shall be considered adequate.

ARTICLE IX- MEETING NOTICES

Agenda for Board of Commissioners meetings will be distributed to each voting and ex officio member at least 72 hours in advance of each regular or special meeting. Copies of agenda for Board of Commissioners meetings will be distributed at least 72 hours in advance of each regular or special meeting to each Party's County Clerk, and to the staff of Yosemite National Park, for the purposes of having the agenda posted in each region. Meetings will be conducted in accordance with the California Open Meeting Law (Brown Act).

ARTICLE X - FINANCE

The Board of Commissioners shall adopt an annual transit service plan and budget. Amendment of the annual transit service plan and budget shall require majority approval by the Board of Commissioners. A financial audit report consistent with state and federal regulations will be presented to the Board annually.

ARTICLE XI - ADMINISTRATION

The Board of Commissioners will appoint an Executive Director to manage and administer the transit service plan and budget. The Executive Director will serve as secretary to the Board and other duties listed in Section 6. Executive Director, Joint Powers Agreement.

ARTICLE XII

In matters not addressed in these bylaws, The Standard Code of Parliamentary Procedure shall be used.

ARTICLE XIII - AMENDMENTS

The bylaws of the Board of Commissioners may be amended by a majority vote at any regular meeting if the proposed bylaws amendment has been distributed to the membership 14 days prior to the meeting.

Adopted: October 4, 1999

AYES: 3

ATTEST:

NOES: 0

Chair

ABSENT: 0

Approved as to form, Counsel

Executive Director

ITEM 6

MEMORANDUM

DATE: NOVEMBER 4, 2011

TO: YARTS JOINT POWERS AUTHORITY

FROM: DICK WHITTINGTON, TRANSIT MANAGER

RE: CONFLICT OF INTEREST CODE

In March of 2000, YARTS filed the necessary documents with the Fair Political Practices Commission (FPPC) to establish a Conflict of Interest Code for the agency.

In June, 2011, YARTS received a letter from FPPC indicating that they did not have a Conflict of Interest Code on file for YARTS. When they were informed of the 2000 filing, staff was told that, unless we had a copy of what was submitted in 2000, signed by the then director of FPPC agency, that we did not have an approved Code on file with the state. No such executed copy of the filing was found in the files. The attached is an effort to resolve the situation. The wording in the documents was provided by the FPPC staff and requires your approval.

REQUESTED ACTION

Approve the YARTS Conflict of Interest Code and direct staff to make the necessary filings with the California Fair Political Practices Commission.

Attachment: Yosemite Area Regional Transportation System Conflict of Interest Code

**YOSEMITE AREA REGIONAL TRANSPORTATION SYSTEM (YARTS)
CONFLICT-OF-INTEREST CODE**

The Political Reform Act (Government Code Section 81000, et seq.) requires state and local government agencies to adopt and promulgate conflict-of-interest codes. The Fair Political Practices Commission has adopted a regulation (2 Cal. Code of Regs. Sec. 18730) that contains the terms of a standard conflict-of-interest code, which can be incorporated by reference in an agency's code. After public notice and hearing, the standard code may be amended by the Fair Political Practices Commission to conform to amendments in the Political Reform Act. Therefore, the terms of 2 California Code of Regulations Section 18730 and any amendments to it duly adopted by the Fair Political Practices Commission are hereby incorporated by reference. This regulation and the attached Appendices designating positions and establishing disclosure categories, shall constitute the conflict-of-interest code of the **Yosemite Area Regional Transportation System ("YARTS")**.

Individuals holding designated positions and individuals covered by Government Code Sections 87200 shall file statements of economic interests with **YARTS**, which will make the statements available for public inspection and reproduction (Government Code § 81008). Statements for all individuals holding designated positions shall be retained by **YARTS**.

APPENDIX A
Designated Positions

<u>Designated Positions</u>	<u>Disclosure Categories</u>
JPA Commissioners	1, 2, 3, 4
Executive Director	1, 2, 3, 4
Transit Manager	1, 2, 3, 4
Consultants/New Positions	*

Note: The positions of Executive Director and Transit Manager are filled by employees of Merced County Association of Governments who act in a staff capacity for YARTS.

*Consultants/New positions shall be included in the list of designated employees and shall disclose pursuant to the broadest disclosure category in the code, subject to the following:

The Executive Director may determine in writing that a particular consultant/new position, although in a “designated position” is hired to perform a range of duties that is limited in scope and thus is not required to fully comply with the disclosure requirements described in this section. Such written determination shall include a description of the consultant/new position’s duties, and based upon that description, a statement of the extent of the disclosure requirements. The Executive Director’s determination is a public record and shall be retained for public inspection in the same manner and location as this conflict-of-interest code

APPENDIX B

Disclosure Categories

Category 1

Investments, and business positions in business entities and income, including gifts, loans, and travel payments, from sources of the type that engage in land development, construction or the acquisition or sale of real property and all interests in real property.

Category 2

Investments, and business positions in business entities and income, including gifts, loans, and travel payments, from sources of the type that provide supplies, material, machinery, or equipment of the type utilized by YARTS or in projects funded by YARTS. Such sources include buses, insurance and information technology/telecommunications products.

Category 3

Investments, and business positions in business entities and income, including gifts, loans, and travel payments, from sources of the type that provide services such as those in the marketing, advertising, transit or environment planning sectors.

Category 4

Investments, and business positions in business entities and income, including gifts, loans, and travel payments, from sources that have filed a claim within the last two years or have a claim pending.

ITEM 7

MEMORANDUM

DATE: NOVEMBER 4, 2011

TO: YARTS JOINT POWERS AUTHORITY

FROM: DICK WHITTINGTON, TRANSIT MANAGER

RE: BUDGET ADJUSTMENT

Attached is a revision of the 2011/2012 approved budget for your consideration and approval. The changes reflected are (1) an increase in the projected contracted service amount and (2) an increase in the amount of projected income from the National Park Service (NPS). Both changes are a result of the addition of extra service during the summer of 2011; (3) a change in the amount of 5311(f) funding and adjustment to the revenue from reserve to make up for it; (4) an adjustment in the budgeted amount for the purchase of three buses to reflect the actual costs, and an adjustment to lower the amount of reserve used to complete the project.

The revision to the Cooperative Agreement between YARTS and the NPS was in the amount of \$102,220. Of that amount, \$97,220 was for operating and \$5000 for marketing. During the 2010/2011 fiscal year, \$47,610 of operating had been used, leaving a balance of \$49,610 for use in 2011/2012. The marketing was also spent during the summer of the 2011/2012 year.

The reduction of the 5311(f) funding for this fiscal year is to reflect the change in this year's contract, which was actually for the period of October 1, 2011 through June 30, 2013; a total of 21 months.

REQUESTED ACTION

Approve the revised 2011/2012 Annual YARTS Budget.

Attachment: FY 2011/2012 Budget

FY 11-12 Budget
July 1, 2011 - June 30, 2012

YOSEMITE AREA REGIONAL TRANSPORTATION SYSTEM (YARTS)

<u>OPERATIONS</u>			
<u>EXPENDITURES</u>		<u>REVENUES</u>	
Service contract	\$ 1,677,737		
		Mariposa County	\$ 136,360
Subtotal for Svc Contract(s)	\$ 1,677,737	Mono County	\$ 30,000
		NPS Contribution	\$ 349,610
Management, Accounting, Planning & Service Monitoring	\$ 123,495	Caltrans 5311(f)	\$ 225,000
	\$ 27,500	Carryover	\$ 327,090
Park and Ride Maint.	\$ 22,080	Farebox	\$ 460,450
Transpo Station Lease	\$ 4,738	Amtrak contract	\$ 327,040
Subtotal	\$ 177,813		
Subtotal	\$ 1,855,550	Subtotal	\$ 1,855,550
Public Education/Media Relations- Marketing Admin	\$ 90,000	Merced County-CMAQ	\$ 85,000
		NPS	\$ 5,000
Subtotal for Public Education	\$ 90,000	Subtotal for Public Education	\$ 90,000
Total Operations Expenditures	\$ 1,945,550	Total Ops Revenues	\$ 1,945,550
<u>CAPITAL PROGRAM</u>			
Bus Purchase (3)	\$ 1,693,370	5320 Program	\$ 1,605,000
		carryover	\$ 88,370
Bus Purchase (5)	\$ 2,876,440	US DOT	\$ 2,085,193
		Mariposa Co. PTMISEA	\$ 34,369
		Mono Co. PTMISEA	\$ 25,750
		Merced Co. PTMISEA	\$ 462,205
		carryover	\$ 268,923
Electronic Fare Boxes	\$ 200,000	5311(f)	\$ 177,060
		carryover	\$ 22,940
Automatic Chains	\$ 22,500	5311(f)	\$ 19,919
		carryover	\$ 2,581
Market Plan Implementation (capital)	\$ 86,098	5311(f)	\$ 76,223
		carryover	\$ 9,875
Total Capital Expenditures	\$ 4,878,408	Total Capital Revenue	\$ 4,878,408
Total Expenses	\$ 6,823,958	Total Revenue	\$ 6,823,958

MEMORANDUM

DATE: NOVEMBER 4, 2011

TO: YARTS JOINT POWERS AUTHORITY

FROM: DICK WHITTINGTON, TRANSIT MANAGER

RE: NEW BUS PURCHASE

YARTS is in the process of transitioning from contractor-owned buses to YARTS-owned buses. Original planning called for nine buses in the YARTS fleet to cover every day operations and to have backup vehicles. YARTS now has four buses in the fleet that belong to YARTS.

The remaining five buses were to come from funding made possible from an earmark passed by Congress, at the request of Congressman Radanovich. The funding was approved at \$2.085 million and required a match of \$522,325. The original earmark was approved in 2005, but made available in four annual amounts until the total was reached. The original match source went away during the wait for the entire amount, but YARTS was able to secure PTMISEA funding for the match.

YARTS has been informed that the PTMISEA funding will be available very shortly and we will be able to move forward with the purchase of buses. The price of the buses at the time of the funding approvals was estimated at \$535,000. Since that time, the price of the buses has increased to \$564,457. At that price, the five buses that had been planned for purchase would cost \$2,822,285. Funding available from the 5309 grant and the PTMISEA match is \$2,607,518.

That leaves a deficit of \$214,767 and a decision for the YARTS Board. Should YARTS move forward with the purchase of the five buses and cover the deficit from reserve funding or reduce the number of buses ordered to four and look for additional funding to cover the cost of the fifth bus?

A conversation with our contractor indicates they believe that they can function satisfactorily with a total of eight buses until YARTS can get the ninth bus. One of the buses was intended as a backup for the fleet.

Staff favors purchasing the four buses and looking for the additional funding needed to purchase the fifth bus. If the Board were to support that direction, staff would also suggest that some of the remaining funding be used to have the four new buses wrapped with the new design by the manufacturer. Staff would estimate the manufacturer installed wrap would add about \$5000 to \$6000 per bus to the purchase price.

REQUESTED ACTION

Direct staff on the number of buses to be purchased using the 5309 and PTMISEA funding.